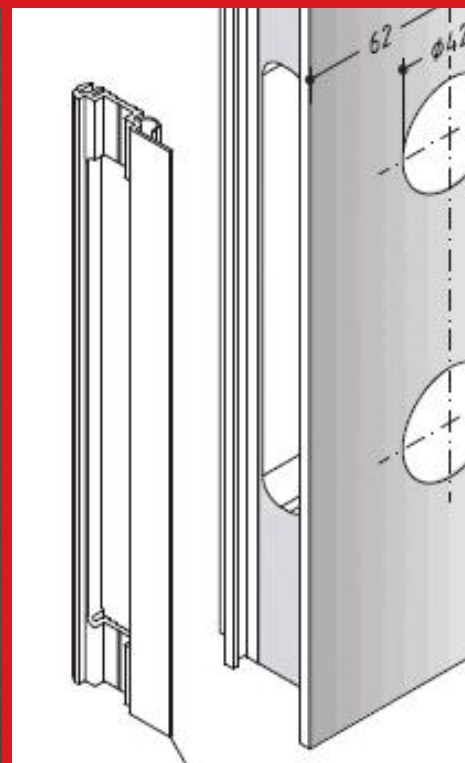


WICSTYLE

Lås & Slutbleck



03.2018



Please note: Hydro Building Systems is not responsible for any mistakes or faults that may have been presented in the document. It is every users own responsibility to insure that the correct solution is used.

Numerical Index
Important indications
Diagram lock cases/striker plates
Diagram adapters for lock cases
Diagram adapters for striker plates

Guidelines

Step by step, WICTOP, PMC, Suppliers

WICSTAR

Adapters for lock cases
Adapters for striker plates

Door lock cases

Mechanical lock cases
Electric lock cases

Striker plates

Striker plates
Faceplates for E-opener

Dictionary

Appendix: Installation of fittings

	Page
Numerical Index	N1
Important indications	1
Diagram lock cases/striker plates	5
Diagram adapters for lock cases	7
Diagram adapters for striker plates	9

Article no.	Page	Article no.	Page	Article no.	Page	Article no.	Page	Article no.	Page
4930049	2/5								
4930052	2/5								
6071098	2/5								
6071099	2/5								
6071100	2/5								
6071101	2/5								
6071102	2/5								
6071103	2/5								
6920623	4/13								
6970021	2/5								
6970024	2/3								
6970025	2/3								
6970031	2/5								
6970063	2/3								
6970064	2/3								

predictable that these profiles cannot be used for fabrication after the surface treatment. WICONA cannot be held responsible for consequential damages and costs.

Following indications in the appendix should be observed for surface treatment of compound profiles.

8. Prevention of corrosion and surface damages at site

Aluminium can be attacked due to assembly with other metallic materials except stainless steel of material group A2 and A4 corresponding to DIN 267, part 11. Especially, this applies to connection with copper and copper alloys. Direct metallic contact can be avoided with the help of e.g. plastic interlayers or protective coating.

Optimum protection of aluminium construction parts is achieved by using linings for plastering, whereby the construction parts are mounted after the completion of masonry and plastering works. On application of other protection procedures (stripping lacquer or clear lacquer, self-adhesive plastic foils), the user is wholly responsible that the used products are unrestrictedly compatible with anodized or other colour coated aluminium construction parts. For obviating rights to compensation for damages caused by third party, it is recommended to have intermediary inspection of construction stages immediately after completion of construction. The usual information signs for careful treatment of aluminium construction parts are not sufficient to relieve the processor from possible indemnity claims. Corrosion protection for steel parts, junctions and reinforcements according to DIN 55928 (German Industrial Standard).

9. Glazing, Joint sealing

Glass dimensions are calculated with the help of formulas of our material schedule examples and specifications in other planning documents. Glazing follows according to DIN 18361, the shimming regulations of glazier trade and guidelines of insulation glass manufacturers. Pay attention especially to the regulations with regard to air pressure equalization (drainage at the same time) of open rebate areas. All WICONA systems are designed for glazing between Elastomer gasket profiles. Apart from few exceptions, these gaskets are made of EPDM according to DIN 7863 (German Industrial Standard). They are coated with Polymer to facilitate assembly. The assignment of infill thickness (including thickness tolerance), glazing bead and gasket profile is depicted in the selection tables of this profile programme catalogue. The gasket profiles should not be mounted under traction, instead must always be impressed in the retaining grooves without stretching. Auxiliary tools for this purpose are available. Vulcanized gasket frames are mounted starting from the frame corners to field centre.

Other glazing systems with one or both sided application of sealants are not suitable for our profile series.

The danger of tension cracks caused by contact with our EPDM gaskets while using infill plates made of acrylic glass (Polymethyl methacrylate) and Polycarbonate (PC) cannot be ruled out.

The risk of incompatibility lies beyond our control and the fabricator should clarify with manufacturers of such infills.

We offer in our programme suitable sealants for sealing junctions to structure and construction joints, ensuring adhesion and compatibility also with colour coated aluminium surfaces. The processing and security data leaflets should be considered. The fabricator (processor) is held responsible for procurement of other sealants.

10. Cleaning WICONA construction units

In addition to stressings through sun and rain, external wall units are exposed to aggressive air constituents and thus subject to unavoidable dirt. This impairs not only the appearance of facade, but also constitutes corrosion risk through constant effect of dirt accumulations. Hence, the construction parts must be cleaned at intervals according to locations being different. Detailed hints for cleaning aluminium construction parts are included in the leaflet A5 of Aluminium Zentrale e.V., Am Bonnhof 5, 40474 Düsseldorf. They also provide a list of appropriate and neutral cleaning agents. Especially for cleaning of facade projects, we refer you to GÜTEGEMEINSCHAFT FÜR DIE REINIGUNG VON METALL-FASSADEN E.V. (GRM), who offer their members a RAL quality assured cleaning of facades. We confine ourselves giving the following essential hints: Slight dirt accumulations are removed with water containing neutral cleaning agent (no soap suds) using sponge and cloth, thereafter rinsed thoroughly with clear water. Light abrasive agents are necessary for strong dirt accumulation which however should not be applied on glass. For coated surfaces, we recommend to test the agents on a concealed surface to make certain that the agents do not attack lacquer either mechanically nor chemically. By no means use cleaning agents with pH-values under 5 and over 8 as well as scrubbing and emery-effective agents or steel wool and wire brushes.

11. Maintenance of WICONA construction units

As far as there are no malfunctions or damages caused by inappropriate handlings, the maintenance can be confined by the private house owner by slightly oiling or greasing sliding fitting parts at larger intervals. Maintenance works on large objects and public buildings should be done by professionals. In this case, the fabricator can conclude a maintenance contract with the building owner to assure the quality of his work over a long period to the satisfaction of his client.

12. Functional capability

WICONA windows fulfil the requirements with regard to joint permeability (DIN EN 12207), tightness against heavy rain force (DIN EN 121208) and resistance against wind load (DIN EN 12210) and the guidelines of Güte-

gemeinschaft Aluminiumfenster (Association for aluminium windows). System test reports are at disposal as well as the test certificate of special tests with regard to sound insulation, resistance against attack and smoke tightness of doors. As a rule, the sealing and drainage systems of represented series function only in perpendicular assembly. In case of doubt we request for check-backs.

In combination with appropriate insulation glasses especially thermal insulation glasses the WICONA windows and French windows correspond to the requirements of energy saving ordinance of 2001.

The respective documents give you the information with regard to the classification of our thermally insulated WICONA systems according to DIN V 4108, part 4.

The calculation values of U_w for glazed windows and French windows can be determined with this classification and the specified U_g -values of glass manufacturers.

13. Technical service performances

Our planning and drawing documents, workshop manuals and fittings installation plans facilitate processing our systems. Further, the consultancy services of WICONA and our sales and distribution partner are at your disposal. The documents and consultancies correspond to the best of our knowledge. However, liability for faultlessness cannot be taken over except for errors based on intent or gross negligence on our part.

We offer trainings for our processors at site or seminars of several day's intensive theoretical and practical instructions in metal construction at our Technology Centre. Our MC-Software packet WICTOP/WICPLOT introduces variety of possibilities of modern data processing for tender estimating, work scheduling, optimization of profile cutting, drafting drawings and control of profile sawing. Our processors are being introduced even in this field of application. We keep our customers up to date with regard to technique and standards through current informations.

14. Factory guarantee

We offer the processors of our thermally insulated window systems a guarantee over the observance of a series of specifications made in this programme list. This guarantee explication is provided to processors on request. The guarantee voids, if other profiles, accessory parts and fittings than listed in the valid WICONA product-range are used. Same clauses are valid also for our uninsulated systems.

15. WICONA Trademark

Several profiles and constructions of WICONA Programme are protected by patent rights.

Our technical WICONA documents include results of our development work, our experiences and our specialized knowledge as system producer. Hence, reproduction of contents of this list as well as contents of our other documents is only allowed with our written permission and using our trade mark WICONA with the indication: ® = registered trade mark of WICONA GmbH, Ulm. The use of this trade mark for advertising

purposes or as product name is only admissible provided that, exclusively profiles, accessories and fittings of the respective, valid WICONA product range are intended or are used. Processor of WICONA construction parts as a whole or in part with external construction parts is not entitled to use our trade mark. Particularly, construction parts fabricated with external structural components should not be designated as „WICONA windows and doors“ or similar towards Architects, Building owners etc. We reserve the right to alter profiles, accessory parts, fittings and constructions. The specified DIN standards are devolved analogue from the WICONA national organizations in local customary standards and guidelines.

16. Fittings

Fittings and comparable structural components are dimensioned according to the expected loads and our specifications and are protected against corrosion. The processing company selects our fittings according to the admissible stressings. Maintenance of movable fitting parts is necessary. Frequency of cleaning and maintenance in accordance with the requirements of mechanical and chemical impacts from the surroundings.

Quality assurance of fittings:

- Valuation of the necessary quality features for windows and French windows according to RAL-RG 636/1 and RAL-RG 716/1 (quality mark). Evaluation of long term functional ability, corrosion protection, soffit test, operation etc. of turn/tilt fittings according to European Standard EN 13126. Reequipment products for burglar resistant fittings according to DIN 1804-2.
- Doors and special fittings according to requirements of VOB (German contract conditions for metal construction works), Part C, DIN 18357: 2000-12 and the respective RAL tests. Series of standards are valid for variety of door fitting component parts according to indications of RAL-RG 607/8-3.

The prevailing regulations are covered by ÜZ (conformity evidence mark). Standard such as ENV 1627 for burglar resistant doors determine the quality of respective building products. Standards of current approvals and test reports are valid for the safety technique such as smoke control and fire protection units.

Surface protection of fittings:

- Parts made of stainless steel according to DIN EN 10088-1 without surface treatment.
- Parts made of steel with special procedure or galvanized, chromium plated and additionally intensified corrosion protection according to DIN EN 1403.
- Non-ferrous metals:

All visible parts anodized or coated according to stipulated colour pattern.

The surface protection rules and regulations of Association for quality mark are complied with.

Appendix:

Surface treatment of WICONA compound profiles

The aluminium profile shells of our thermally insulated compound profiles are connected with glass fibre reinforced polyamide strips. The material of these strips and connecting procedure allow a subsequent surface treatment of profiles corresponding to the latest technologically developed procedures of anodizing and coating complying with certain processing conditions.

1. Equipment

The thermal insulation zone should not be stressed by pressure, traction, deflection or torsion. When necessary, sagging of profiles must be supported by additional measures. For coating, electrodes must be placed on both profile shells and on both profile bar ends, i.e. four total contacts.

2. Pretreatment

The usual pretreatment for anodizing according to DIN 17611 or chromating according to DIN 50939 prior to our coating does not damage our compound profiles. Refer particularly to the following points:

- Avoid over-pickling, this could damage compound zone.
- Rinse thoroughly between individual treatment stages to avoid corrosion through bath residues in connecting zones and in profile hollow chambers.
- The object temperature for drying adhered water should not exceed 100 °C.

3. Boundary conditions for powder coating

The maximum temperature of profile in the hardening furnace should not exceed 200 °C during 15 minutes. These conditions have to be carefully controlled and regularly documented.

4. Stripping and recoating compound profiles

Based on our experiences with **polyamide strips** hitherto, stripping and recoating is possible **only once**. This predication does not apply to thermal break strips made of other special plastic materials, e.g. for WICSTYLE FP series. For thermal break strips made of special plastic materials, the comptability of lacquer stripping agents should be checked by the stripping company prior to stripping lacquer. The stripping company is wholly responsible for proper stripping and recoating. However, it should be limited to exceptional cases. Thereby, following has to be considered: For stripping, only approved chemicals should be used which do not attack polyamide. Agents, e.g. containing formic acid for instance should not be used. Supporting profiles according to DIN 18056 (frame, transom, mullion profiles) should not be recoated. Prior to recoating the profiles must be stored at room temperature for atleast 24 hours.

Our WICONA factory guarantee is not valid for profiles surface treated several times.

Selection of possible combinations of lock cases and striker plates

LOCK CASES ▼	STRIKER PLATES ►									FACEPLATES FOR E-OPENER ►				STEP	
	ASSA	DORMA	HOLE LAS	ROBUST	TrioVing	WICONA	ROBUST	SOLID							
	1887-9 25x245 mm	1487-9 25x245 mm	DS 902 25x150 mm	DS 9425 25x245 mm	DSM 9420 25x245 mm	HL10092001 22x285 mm	SB921/65 SB921/75	5016 25x200 mm	5949 25x150 mm	6920623 22x285 mm	SA92/65 SA92/75	T93/65 T93/75	965-W 975-W	965-WM 975-WM	ST6574 ST6575 ST4031 ST4032 ST9516 ST9517 ST1801 ST2801
ASSA Connect, backset 35 or 50, where nothing else is mentioned (faceplate 22 mm)															
212		x					x			x	(x) ⁰	(x) ⁰	(x) ⁰		(x) ⁰
220		x					x			x		x	x		x
221		x					x			x		x	x		x
222		x					x			x		x	x		x
223		x					x			x		x	x		x
230		x					x			x	x	x	x		x
231		x					x			x	x	x	x		x
232		x					x			x	x	x	x		x
310		x					(x) ²			(x) ²					
311		x					(x) ²			(x) ²					
313		x					(x) ²			(x) ²					
410		x					(x) ²			(x) ²					
411		x					(x) ²			(x) ²					
2002-50		x					(x) ²			(x) ²					
810C-50		x					(x) ²			(x) ²					
811C		(x) ¹ 1487-8													
SIS Classic Narrow profile, backset 28 (faceplate 25 mm)															
ASSA															
1361(S)						x	x				x	x		(x)	
1362(S)						x	x				x	x		(x)	
1380(S)						x	x				x	x		(x)	
1385(S)						x	x				x	x		(x)	
1398(S)						x	x				(x) ⁰	(x) ⁰		(x)	
13585(S)						x	x				x	x		(x)	
13787	x			x											
ABLOY															
EL 402	(x) ⁰¹					(x) ¹									
DORMA															
DL610						x	x				x	x		(x)	
DL600						x	x				x	x		(x)	
DL618						x	x				(x) ⁰	(x) ⁰		(x)	
DL803	x			x											
DML803					x										
SIS Classic Module, backset 50 (faceplate 22 mm)															
ASSA															
560, 562, 564	x					x	x					x		(x)	
565	x					x	x								
1498	x					x	x				x	x		(x)	
1560	x					x	x				x	x		(x)	
2587	x		x		x										
2588	x					x	x								
5584, 5585	x					x	x				x	x		(x)	
6580, 6585	x					x	x				x	x		(x)	
8561, 8562	x					x	x				x	x		(x)	
8765	x					x	x								
9787	x		x		x										
9788						x	x								
ABLOY															
EL 502	(x) ⁰¹					(x) ¹									
DORMA															
DL 712						x	x								
DL 710						x	x					x		(x)	
DL 700						x	x				x	x		(x)	
DL 7007						x	x				x	x		(x)	
DL 9192	x		x		x										
DL 919	x		x		x										
DL 909	x		x		x										
DL 912						(x) ²	(x) ²								
DML903					x										
Møller Undall															
1216	x					x	x								
1219	x					x	x								
1222	x					x	x							(x)	
1224	x					x	x							(x)	
1225	x					x	x							(x)	
1232	x					x	x							(x)	
1233	x					x	x							(x)	
1234	x					x	x							(x)	
1235	x					x	x							(x)	
1241	x					x	x							(x)	
1249	x		x		x										
TrioVing, backset 25 or 35 (faceplate 25 mm)															
5016								x							
DORMA															
DL 6163								x							
5049			x						x						

Legend:

FG = FG

Italic text = electric lock cases

(x)⁰ = needs adjustment in WICTOP

(x)¹ = check location of magnet holder

(x)² = non approved locking unit

(S) = ordered with an S, they get faceplate width 22 mm.

Overview WICONA adapters for lock cases

LOCK CASES ▼	ADAPTERS ►			
	faceplate 22 mm		faceplate 25 mm	
	6970024 WICSTYLE 65 45x225 (20x180)	6970025 WICSTYLE 75 55x225 (20x180)	6970063 WICSTYLE 65 45x225 (20x180)	6970064 WICSTYLE 75 55x225 (20x180)
ASSA Connect (faceplate 22 mm)				
212, 220, 221, 222, 223, 230, 231, 232	x	x		
310, 311, 313	x	x		
410, 411, 2002	x	x		
810C, 811C	x	x		
SiS Classic Narrow profile lock cases (faceplate 25 mm)				
ASSA				
1361(S), 1362(S), 1380(S), 1385(S), 1398(S), 13585(S)	x (S)	x (S)	x	x
13787			x	x
ABLOY				
EL 402			x	x
DORMA				
DL610, DL600, DL618			x	x
DL803			x	x
DML803			x	x
SiS Classic Module lock cases (faceplate 22 mm)				
ASSA				
560, 562, 564, 565	x	x		
1498, 1560	x	x		
2587, 2588	x	x		
5584, 5585	x	x		
6580, 6585	x	x		
8561, 8562, 8765	x	x		
9787, 9788	x	x		
ABLOY				
EL 502	x	x		
DORMA				
DL712, DL710, DL700, DL7007	x	x		
DL9192, DL919, DL909, DL912	x	x		
DML903	x	x		
Møller Undall				
1216, 1219, 1222, 1224, 1225,	x	x		
1232, 1233, 1234, 1235, 1241, 1249	x	x		
TrioVing (faceplate 25 mm)				
5016			x	x
DORMA DL6163			x	x
5049			x	x

Legend:

(S)= ordered with an S, they get faceplate width 22 mm.

Overview WICONA adapter for striker plates

STRIKER PLATES▼	ADAPTERS▶							
	6970021 WS65 22x285	6970031 WS75 22x285	6071098 WS65 25x245 (23x144)	6071099 WS75 25x245 (23x144)	6071100 WS65 25x150 (23x105)	6071101 WS75 25x150 (23x105)	6071102 WS65 25x200 (2x35x20)	6071103 WS75 25x200 (2x35x20)
ASSA								
1887-9 25x245 mm			x	x				
1487-9 25x245 mm			x	x				
DORMA								
DS 902 25x150 mm					x	x		
DS 9425 25x245 mm			x	x				
DSM 9420 25x245 mm			x	x				
HOLE LÅS								
HL10092001 22x285 mm	x	x						
TrioVing								
5016 25x200 mm							x	x
5949 25x150 mm					x	x		
WICONA								
6920623 22x285 mm	x	x						

	Page
Step by step	1/3
Why adapters?	1/5
What's in WICTOP?	1/7
PMC	1/9
Suppliers	1/11

A new project needs some consideration regarding the selection of necessary and desired fittings. This is merely a guideline for you on how to think and possibly what to choose.

1. Preparation

Study the description texts on the project regarding lock cases and other fittings. Normally these text are rather commonly built.

2. Connect lock cases

ASSA's new type of narrow profile lock cases (backset 35 mm) and module lock cases (backset 50 mm) that earlier was called Evolution is now called Connect. These have faceplate width 22 mm.

These locks all have prepared PMC selections in WICTOP.

3. SiS Classic lock cases

The old type of lock cases also have faceplate width 22 mm. These are called Classic narrow profile lock cases (backset 28 mm) or Classic module lock cases (backset 50 mm).

The ASSA ones in the narrow profile series can only be ordered with faceplate width 22 mm, if you add an S after the name. E.g. 1361S.

These locks all have prepared PMC selections in WICTOP.

4. Striker plates

The selection of striker plates is of course connected to what lock case there should be. Is it a latch lock, deadbolt lock or hook bolt lock? Is there a mechanical or an electric striker plate prescribed?

It's also very important to check if there is any specific demands concerning safety. There are approved striker plates for both fire and burglary resistance.

If there isn't any specific demands it works with WICONA's simple striker plate, 6920623 (for ASSA Connect lock cases) or HOLE LÅS HL10092001 (for SiS Classic lock cases).



Connect
backset 35



Connect
backset 50



Classic
backset 28



Classic
backset 50



TrioVing
backset 38 (42)



Connect
striker plate



Classic
striker plate

In our new improved systems WICSTYLE 65 and 75 evo, the thermal break is placed in the middle of both frame and leaf. This leads to some height differences that can easily be adjusted with our specifically tailored adapters.

1. Adapters for lock cases

We have two different adapters for two different widths of lock cases, 22 and 25 mm.

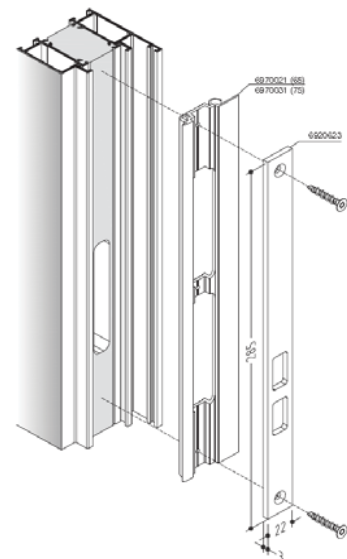
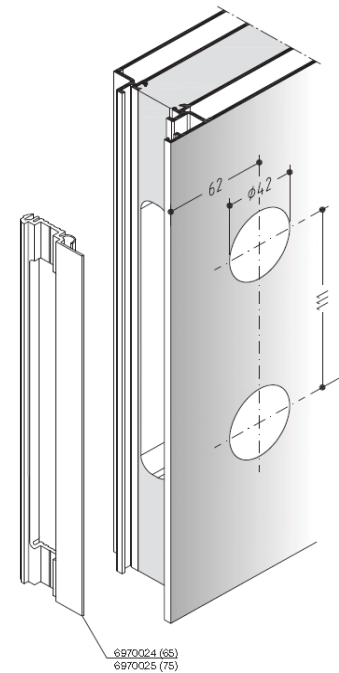
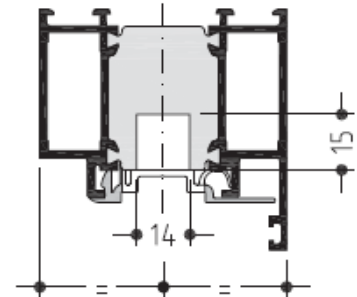
6970024	22 mm	225 mm	WICSTYLE 65 evo
6970025	22 mm	225 mm	WICSTYLE 75 evo
6970063	25 mm	225 mm	WICSTYLE 65 evo
6970064	25 mm	225 mm	WICSTYLE 75 evo

2. Adapters for striker plates

Concerning striker plates there are more alternatives on the market and therefore also more adapters.

6970021	22 mm	285 mm	WICSTYLE 65 evo
6970031	22 mm	285 mm	WICSTYLE 75 evo
6071098	25 mm	245 mm	WICSTYLE 65 evo
6071099	25 mm	245 mm	WICSTYLE 75 evo
6071100	25 mm	150 mm	WICSTYLE 65 evo
6071101	25 mm	150 mm	WICSTYLE 75 evo
6071102	25 mm	200 mm	WICSTYLE 65 evo
6071103	25 mm	200 mm	WICSTYLE 75 evo

3. Adapters for faceplates for E-openers are not needed.



In our efforts to meet the demands on the market, we have chosen the most common and most stipulated lock cases and striker plates. But since several of them are based on SiS standard, you can easily replace them with whatever lock case or striker plate you choose. Simply compare the vital dimensions of your fitting with the machining drawings below.

For more examples of suppliers that can deliver compatible products see chapter **Suppliers**.

Lock cases integrated in WICTOP

<i>Description in WICTOP 6.2.3:</i>	<i>Description in WICTOP Genius:</i>	<i>Adapter:</i>
ASSA Evolution 35 mm	ASSA Connect 35 mm	6970024/6970025
ASSA Evolution 50 mm	ASSA Connect 50 mm	6970024/6970025
ASSA 13787	ASSA 13787/DORMA DL803	6970063/6970064
ASSA 1362	SiS Classic Smalprofil 28 mm	6970024/6970025
ASSA 9787/ASSA Modul 50 mm	SiS Classic Modul 50 mm	6970024/6970025
TrioVing 5049	TrioVing 5049	6970063/6970064
TrioVing 5016	TrioVing 5016/DORMA DL6163	6970063/6970064

Please note that the ASSA Connect (35 and 50) series also works for all other Connect series such as the 700-series. But for these series and the ASSA 2002, the centre slot isn't integrated in WICTOP.

Striker plates integrated in WICTOP

<i>Description in WICTOP 6.2.3:</i>	<i>Description in WICTOP Genius:</i>	<i>Adapter:</i>
ASSA 1487-14 hakregel	Typ ASSA 1487-9	6071098/6071099
ASSA 1887-9	Typ ASSA 1887-9/DORMA DS 9425	6071098/6071099
6920623	WICONA std Connect 6920623	6970021/6970031
6021300	HOLE LÅS std Classic HL10092001	6970021/6970031
TrioVing 5949	TrioVing 5949/DORMA DS 902	6071100/6071101
TrioVing 5016	TrioVing 5016	6071102/6071103
Robust T 40 mm	ROBUST SB921/65, SB921/75	Not needed
Robust T 40 mm	ROBUST SA92/65, SA92/75	Not needed
Robust T 40 mm	ROBUST T93/65, T93/75, T78, SA72	Not needed
SOLID 546/746/846	SOLID 731-17, 965-W, 975-W	Not needed
ST 190/288/6503	SOLID 965-WM, 975WM	Not needed
-	STEP ST6558, 6574, 6575	Not needed
	ST4001, 4031, 4032, 6558, 6574	Not needed
	ST9503, 9516, 9517, 1801, 1802, 2801, 2802	Not needed

The possible combinations in WICTOP.

LOCK CASES	STRIKER PLATES						FACEPLATES FOR E-OPENER				
	Typ ASSA 1487-9	Typ ASSA 1887-9/ DORMA DL9425	WICONA std Connect 6920623	HOLE LÅS std Classic HL10092001	TrioVing 5949/ DORMA DS902	TrioVing 5016	ROBUST SB921/65 SB921/75	ROBUST SA92/65 SA92/75	ROBUST T93/65 T93/75	SOLID 965-W 975-W	STEP ST6574 ST6575
ASSA Connect 35 mm	x		x				x	x	x	x	x
ASSA Connect 50 mm	x		x				x	x	x	x	x
ASSA 13787/ DORMA DL803		x									
SiS Classic Smalprofil 28 mm				x			x	x	x		
SiS Classic Modul 50 mm		x		x			x	x	x		
TrioVing 5049					x						
TrioVing 5016/DORMA DL6163						x					

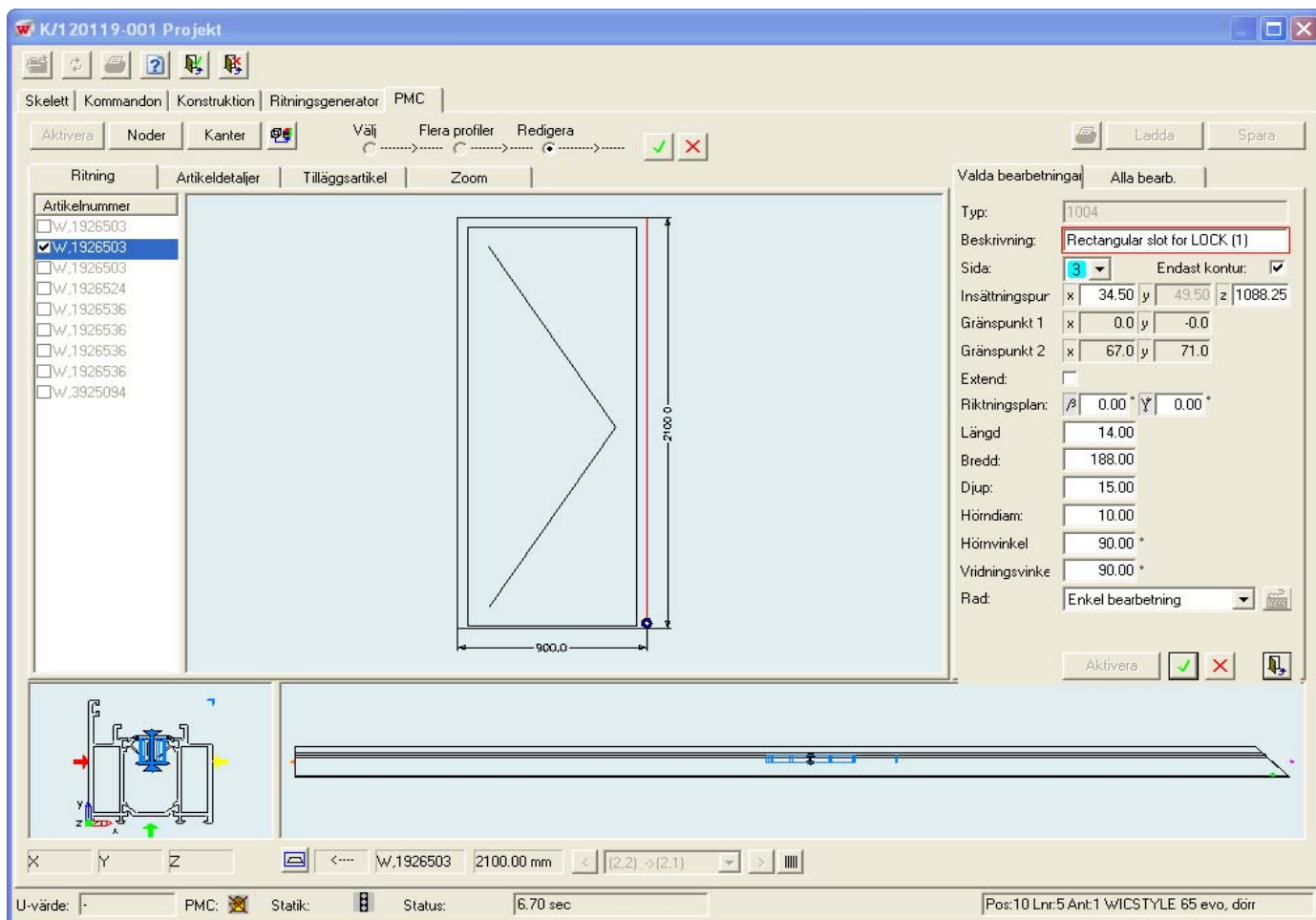
Since it is neither possible nor desirable to include all available lock cases or striker plates on the market into our manual, we hereby present an easy step-by-step help for adjusting the input in our PMC module in WICTOP.

What to do in WICTOP-PMC?

1. Get the mechanical drawing of the new fitting from the supplier/manufacturer.
2. Compare it to the mechanical drawings under the chapter **What's in WICTOP?**

Be especially attentive to the backset, depth and width of the lock case but also of the orientation of the latches and size of the face plate width.

3. Find the one of the existing ones in WICTOP that is the most similar.
4. Copy that one, and save it with the new fittings name.



Here is a list of suppliers, among others, available in Scandinavia.

Contact

ASSA AB

Kungsgatan 71
SE-631 05 Eskilstuna
Phone: +46 (0)16-17 70 00
www.assa.se
e-mail: helpdesk@assa.se

DORMA Sverige AB

F O Petersons gata 24
SE- 421 31 Västra Frölunda
Phone: +46 (0)31-28 95 20
www.dorma.se
e-mail: info@dorma.se

DORMA Norge AS

Alfasetveien 1
N- 0668 Oslo
Phone: +47 23 17 68 00
www.dorma.no
e-mail: dormanorge@dorma.no

Göthes AB

Roxnäs vägen 14
SE- 791 19 Falun
Phone: +46 (0)23-480 00
www.gothes.se
e-mail: ab@gothes.se

Hole Lås AS

Midtunlia 73
N- 5224 Nesttun
Phone: +47 55 92 20 80
www.holelas.no
e-mail: post@holelas.no

Industribeslag Sjögren AB

Magasingatan 29
SE- 434 37 Kungsbacka
Phone: +46 (0)300-56 65 00
www.industribeslag.se
e-mail: info@industribeslag.se

ISAB Instrumentfirman Sjöholm AB

ROBUST

Silverviksgatan 12
SE- 213 74 Malmö
Phone: +46 (0)40-21 14 00
www.robust-se.com
e-mail: info@robust-se.com

Kaba AB

Filargatan 12
SE- 632 29 Eskilstuna
Phone: +46 (0)16-16 15 00
www.kaba.se
e-mail: info@kae.kaba.com

Kaba MøllerUndall AS

Hamborggata 21
N- 3018 Drammen
Phone: +47 06866
www.kaba.no
e-mail: firmapost@kaba.com

Låsepartner A/S

Vesterlundvej 20
DK- 2730 Herlev
Phone: +45 70 11 22 11
www.laasepartner.dk
e-mail: info@laasepartner.dk

STEAB (STEP)

Signalistvägen 17
SE-721 31 Västerås
Phone: +46 (0)21-18 97 50
www.steplock.se
e-mail: postmaster@steab.se

TrioVing a.s

Varnaveien 32
N- 1522 Moss
Phone: +47 69 24 52 00
www.trioving.no
e-mail: post@trioving.no

MILA BESLAG A/S

Boegeskovvej 6
DK- 3490 Kvistgaard
Phone: +45 49 13 99 00
www.mila.dk
e-mail: info@mila.dk





	Page
WICONA- Adapter for lock cases	2/3
WICONA- Adapter for striker plates	2/5

WICSTYLE 65/75

Fittings

Adapter for lock cases

WICONA





Name	Description	Face plate width	PU	Color	Attribute	Figure	Supplier
6970024	Adapter profile used for lock cases with faceplate 22 mm. See Diagram on page 7. 45x225 (20x180)	22	1 pcs	ABS, black	WS 65		WICONA
6970025	Adapter profile used for lock cases with faceplate 22 mm. See Diagram on page 7. 55x225 (20x180)	22	1 pcs	ABS, black	WS 75		WICONA
6970063	Adapter profile used for lock cases with faceplate 25 mm. See Diagram on page 7. 45x225 (20x180)	25	1 pcs	ABS, black	WS 65		WICONA
6970064	Adapter profile used for lock cases with faceplate 25 mm. See Diagram on page 7. 55x225 (20x180)	25	1 pcs	ABS, black	WS 75		WICONA

WICSTYLE 65/75

Fittings

Adapter for Striker plates

WICONA

Name	Description	Face plate width	PU	Color	Attribute	Figure	Supplier
6071098	Adapter profile used for Striker plate; ASSA 1487-9, 1887-9 and DORMA DS 9425. L= 245mm.	25	1 pcs	ABS, black	WS 65		WICONA
6071099	Adapter profile used for Striker plate; ASSA 1487-9, 1887-9 and DORMA DS 9425. L= 245mm.	25	1 pcs	ABS, black	WS 75		WICONA
6071100	Adapter profile used for Striker plate; TrioVing TV5949 and DORMA DS 902. L= 150 mm.	25	1 pcs	ABS, black	WS 65		WICONA
6071101	Adapter profile used for Striker plate; TrioVing TV5949 and DORMA DS 902. L= 150 mm.	25	1 pcs	ABS, black	WS 75		WICONA
6071102	Adapter profile used for Striker plate; TrioVing TV5016. L= 200 mm.	25	1 pcs	ABS, black	WS 65		WICONA
6071103	Adapter profile used for Striker plate; TrioVing TV5016. L= 200 mm.	25	1 pcs	ABS, black	WS 75		WICONA
6970021	Adapter profile used for Striker plate: WICONA 6920623 and HOLE LÅS HL10092001. L= 285 mm.	22	1 pcs	ABS, black	WS 65		WICONA
6970031	Adapter profile used for Striker plate: WICONA 6920623 and HOLE LÅS HL10092001. L= 285 mm.	22	1 pcs	ABS, black	WS 75		WICONA
4930049	Adapter profile used for Striker plate: WICONA 6920623 and HOLE LÅS HL10092001. Note! Needs to be adapted.	22	6,5 m	ABS, black	WS 65		WICONA
4930052	Adapter profile used for Striker plate: WICONA 6920623 and HOLE LÅS HL10092001. Note! Needs to be adapted.	22	6,5 m	ABS, black	WS 75		WICONA

	Page
Mechanical lock cases	
ASSA Connect Narrow profile	3/3
ASSA Connect Module	3/5
SiS Classic Narrow profile	3/7
SiS Classic Module	3/9
TrioVing	3/11
Electric lock cases	
ASSA Connect Narrow profile	3/13
ASSA Connect Module	3/15
SiS Classic Narrow profile	3/17
SiS Classic Module	3/19

WICSTYLE 65/75

Fittings

Mechanical lock cases

ASSA Connect Narrow profile



Name	Description	Attribute	WICONA Adapter	Figure	Striker plate	Faceplate for E-opener
212 220 221 222 223 230 231 232 310 311 313 410 411	Faceplate width: 22 mm Backset width: 35 mm Please note that other Connect series have the same dimensions as this group. ASSA 1130: 740-35, 761-35, 762-35, 767-35, 772-35. ASSA 179: 710-35, 711-35, 721-35, 722-35, 727-35, 732-35.	WICSTYLE 65 WICSTYLE 75	6970024 6970025		6920623 1487-9 SB921/65* SB921/75*	SA92/65* SA92/75* T93/65* T93/75* 965-W* 975-W*

* = check the exact application in the chapter **Diagram lock cases/striker plates**.

WICSTYLE 65/75

Fittings

Mechanical lock cases
ASSA Connect Module



Name	Description	Attribute	WICONA Adapter	Figure	Striker plate	Faceplate for E-opener
212 220 221 222 223 230 231 232 310 311 313 410 411 2002	<p>Faceplate width: 22 mm</p> <p>Backset width: 50 mm</p> <p>Please note that other Connect series have the same dimensions as this group. ASSA 1125/1130: 740-50, 761-50, 762-50, 767-50, 772-50. ASSA 179: 710-50, 711-50, 721-50, 722-50, 727-50, 732-50.</p>	<p>WICSTYLE 65 WICSTYLE 75</p>	<p>6970024 6970025</p>		<p>6920623 1487-9</p> <p>SB921/65* SB921/75*</p>	<p>SA92/65* SA92/75* T93/65* T93/75* 965-W* 975-W*</p>
ASSA Connect 410 MPL 50	<p>Faceplate width: 22 mm</p> <p>Backset width: 50mm</p>	<p>WICSTYLE 65 WICSTYLE 75</p>	<p>6970024 6970025</p> <p>4930046 4930052</p>		<p>6920623 1487-9</p>	

* = check the exact application in the chapter **Diagram lock cases/striker plates.**

WICSTYLE 65/75

Fittings

Mechanical lock cases
SiS Classic Narrow profile




Name	Description	Attribute	WICONA Adapter	Figure	Striker plate	Faceplate for E-opener
ASSA 1361(S) 1362(S) 1380(S) 1385(S) 1398(S) 13585(S) DORMA DL610 DL600 DL618	Faceplate width: 25 mm (S)= ordered with an S, they get faceplate width 22 mm. Backset width: 28 mm	WICSTYLE 65 WICSTYLE 75	6970063 6970024 (S) 6970064 6970025 (S)		HL10092001 SB921/65 SB921/75	SA92/65* SA92/75* T93/65* T93/75* 965-WM* 975-WM*
ASSA 13787 DORMA DL803	Faceplate width: 25 mm Backset width: 28 mm	WICSTYLE 65 WICSTYLE 75	6970063 6970064		1887-9 DS 9425	-

* = check the exact application in the chapter **Diagram lock cases/striker plates**.

WICSTYLE 65/75

Fittings

Mechanical lock cases
SiS Classic Module

Name	Description	Attribute	WICONA Adapter	Figure	Striker plate	Faceplate for E-opener
ASSA RUKO 560 562 564 1498 1560 5584 5585 6580 6585 8561 8562 DORMA DL710 DL700 DL7007 MU 1222 1224 1225 1232 1233 1234 1235	Faceplate width: 22 mm Backset width: 50 mm	WICSTYLE 65 WICSTYLE 75	6970024 6970025		HL10092001 1487-9* SB921/65 SB921/75	SA92/65* SA92/75* T93/65* T93/75* 965-WM* 975-WM*
565 2588 8765 9788 DL912 DL712 1216 1219 1241	Faceplate width: 22 mm Backset width: 50 mm	WICSTYLE 65 WICSTYLE 75	6970024 6970025		HL10092001 1487-9*	-
2587 9787 DL9192 DL919 DL909 1249	Faceplate width: 22 mm Backset width: 50 mm	WICSTYLE 65 WICSTYLE 75	6970024 6970025		1887-9 1487-9* DS 902* DS 9425*	-



* = check the exact application in the chapter **Diagram lock cases/striker plates**.

WICSTYLE 65/75

Fittings

Mechanical lock cases

TrioVing

Name	Description	Attribute	WICONA Adapter	Figure	Striker plate	Faceplate for E-opener
5016 DORMA DL6163	Faceplate width: 25 mm Backset width: 25/35 mm	WICSTYLE 65 WICSTYLE 75	6970063 6970064	 5016	5016	-
5049	Faceplate width: 25 mm Backset width: 25/35 mm	WICSTYLE 65 WICSTYLE 75	6970063 6970064	 5049	1887-9 5949	-

WICSTYLE 65/75

Fittings

Electric lock cases

ASSA Connect Narrow profile

Name	Description	Attribute	WICONA Adapter	Figure	Striker plate	Faceplate for E-opener
811C	Faceplate width: 22 mm Backset width: 35 mm	WICSTYLE 65 WICSTYLE 75	6970024 6970025		1487-9 SB921/65 + TK51 SB921/75 + TK51	-

WICSTYLE 65/75

Fittings



Electric lock cases
ASSA Connect Module

Name	Description	Attribute	WICONA Adapter	Figure	Striker plate	Faceplate for E-opener
810C 811C	Faceplate width: 22 mm Backset width: 50 mm	WICSTYLE 65 WICSTYLE 75	6970024 6970025		1487-9* 1487-8 SB921/65 + TK51 SB921/75 + TK51	-

WICSTYLE 65/75

Fittings



Electric lock cases
SiS Classic Narrow profile

Name	Description	Attribute	WICONA Adapter	Figure	Striker plate	Faceplate for E-opener
ABLOY EL 402	Faceplate width: 25 mm	WICSTYLE 65 WICSTYLE 75	6970063 6970064		1887-9* HL10092001*	-
DORMA DML803	Faceplate width: 25 mm Backset width: 28 mm	WICSTYLE 65 WICSTYLE 75	6970063 6970064		DSM 9420	-

WICSTYLE 65/75

Fittings

Electric lock cases
SiS Classic Module

Name	Description	Attribute	WICONA Adapter	Figure	Striker plate	Faceplate for E-opener
ABLOY EL 502	Faceplate width: 22 mm Backset width: 50 mm	WICSTYLE 65 WICSTYLE 75	6970024 6970025		1887-9* HL10092001	-
DORMA DML902	Faceplate width: 22 mm Backset width: 50 mm	WICSTYLE 65 WICSTYLE 75	6970024 6970025		DSM 9420	-



	Page
Striker plates	
ASSA	4/3
DORMA	4/5
HOLE LÅS	4/7
ROBUST	4/9
TrioVing	4/11
WICONA	4/13
Faceplates for E-opener	
ROBUST	4/15
SOLID	4/18
STEP	4/20

WICSTYLE 65/75

Fittings

Striker plates

ASSA


Name	Description	Attribute	WICONA Adapter	Figure	Mechanical lock cases	Electric lock cases
1887-9 DORMA DS9425	Faceplate: 25 x 245 mm	WICSTYLE 65 WICSTYLE 75	6071098 6071099		Hook lock. Type 13787 or DL803, MU1249	EL402*, EL502*
1487-9 1487-9	For Connect series. Faceplate: 25 x 245 mm 1487-8 the same shape as 1487-9 but with intergrated magnet holder.	WICSTYLE 65 WICSTYLE 75	6071098 6071099		Hook lock. Type 310,311,	810C, 811C*

* = check the exact application in the chapter **Diagram lock cases/striker plates**.

WICSTYLE 65/75

Fittings


Striker plates
DORMA

Name	Description	Attribute	WICONA Adapter	Figure	Mechanical lock cases	Electric lock cases
DSM 9420	Faceplate: 25 x 245 mm	WICSTYLE 65 WICSTYLE 75	6071098 6071099		-	DML 803 DML 903

WICSTYLE 65/75

Fittings

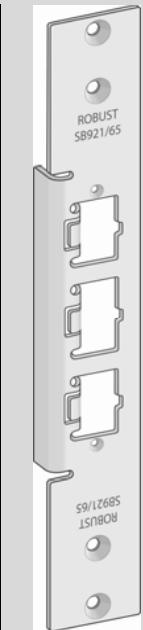
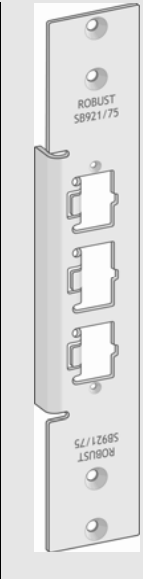
Striker plates
HOLE LÅS

Name	Description	Attribute	WICONA Adapter	Figure	Mechanical lock cases	Electric lock cases
HL 10092001	For Classic performance. Faceplate: 22 x 285 mm	WICSTYLE 65 WICSTYLE 75	6970021 6970031		Single or double latch lock. Type 1361,5584, DL610 or 1362,560	EL402*, EL502*

* = check the exact application in the chapter **Diagram lock cases/striker plates**.

WICSTYLE 65/75

Striker plates
ROBUST



Name	Description	Attribute	WICONA Adapter	Figure	Mechanical lock cases	
SB 921/65	<p>Striker plate/ blind faceplate that can be replaced with faceplates for electric door opener.</p> <p>Cover, TK51, for possible mounting on back of striker plate.</p>	WICSTYLE 65	Not needed.		Single or double latch lock type 230,220 or 1361S, 1362S, 5584, 560	
SB 921/75	<p>Striker plate/ blind faceplate that can be replaced with faceplates for electric door opener.</p> <p>Cover, TK51, for possible mounting on back of striker plate.</p>	WICSTYLE 75	Not needed.		Same as for SB921/65.	

* = check the exact application in the chapter **Diagram lock cases/striker plates**.

WICSTYLE 65/75

Fittings

Striker plates
TrioVing




Name	Description	Attribute	WICONA Adapter	Figure	Mechanical lock cases	Electric lock cases
5016	Faceplate width: 25 x 200 mm	WICSTYLE 65 WICSTYLE 75	6071102 6071103		Single or double latch lock type 5016 DL6163	-
5949 DORMA DS902	Faceplate width: 25 x 150 mm	WICSTYLE 65 WICSTYLE 75	6071100 6071101		Hook lock. Type 5049	-

WICSTYLE 65/75

Fittings

Striker plates




WICONA

Name	Description	Attribute	WICONA Adapter	Figure	Mechanical lock case	Electric lock cases
6021300	For Classic performance. Faceplate width: 22 x 154 mm	WICSTYLE 65/75/65N	6970021 6970031		Single or double latch lock. Type 1361, 5584, DL610 or 1362,560	EL402*, EL502*
6021301	For Classic performance. Faceplate width: 43 x 154 mm	WICSTYLE 65N			Single or double latch lock. Type 1361, 5584, DL610 or 1362,560	EL402*, EL502*
6021302	For Connect series. Faceplate width: 22 x 220 mm	WICSTYLE 65N			Single or double latch lock. Type 230,220	

WICSTYLE 65/75

Fittings

Striker plates
WICONA


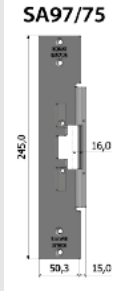
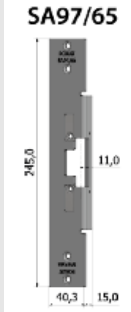
Name	Description	Attribute	WICONA Adapter	Figure	Mechanical lock case	Electric lock cases
6021303	For Connect series. Faceplate width: 43 x 220 mm	WICSTYLE 65N			Single or double latch lock. Type 230,220	
6021304	For Connect series. Faceplate width: 22 x 154 mm	WICSTYLE 65N			Hook lock. Type 311	
6920623	For Connect series. Faceplate width: 22 x 285 mm	WICSTYLE 65 WICSTYLE 75	6970021 6970031		Single or double latch lock. Type 230,220	-

* = check the exact application in the chapter **Diagram lock cases/striker plates**.

WICSTYLE 65/75/77FP

Fittings

Faceplates for E-opener
ROBUST


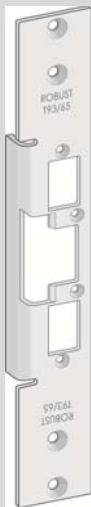
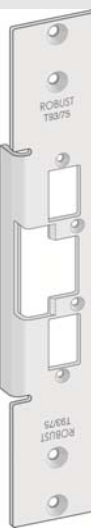
Name	Description	Attribute	WICONA Adapter	Figure	Mechanical lock cases	E-opener
SA92/65		WICSTYLE 65	Not needed.		212*, 230, 231, 232 1361S, 1380S, 1385S, 1398S*, 13585S, 1498, 5584, 5585, 6580, 6585, 8561, 8562 DL610, DL600, DL618*, DL700, DL7007	Robust series 100, series 300
SA92/75		WICSTYLE 75	Not needed.		212*, 220, 221, 222, 223, 230, 231, 232 1361S, 1362S, 1380S, 1385S, 1398S*, 13585S, 560, 562, 564, 1498, 1560, 5584, 5585, 6580, 6585, 8561, 8562 DL610, DL600, DL618*, DL710, DL700, DL7007	Robust series 100, series 300
SA97/65		WICSTYLE 65	Not needed.		212*, 220, 221, 222, 223, 230, 231, 232 1361S, 1362S, 1380S, 1385S, 1398S*, 13585S, 560, 562, 564, 1498, 1560, 5584, 5585, 6580, 6585, 8561, 8562 DL610, DL600, DL618*, DL710, DL700, DL7007	Robust series 100, series 300

WICSTYLE 65/75/77FP

Fittings

Faceplates for E-opener

ROBUST



Name	Description	Attribute	WICONA Adapter	Figure	Mechanical lock cases	E-opener
SA97/75		WICSTYLE 75	Not needed.		212*, 230, 231, 232 1361S, 1380S, 1385S, 1398S*, 13585S, 1498, 5584, 5585, 6580, 6585, 8561, 8562 DL610, DL600, DL618*, DL700, DL7007	Robust series 100, series 300
T93/65		WICSTYLE 65	Not needed.		212*, 220, 221, 222, 223, 230, 231, 232 1361S, 1362S, 1380S, 1385S, 1398S*, 13585S, 560, 562, 564, 1498, 1560, 5584, 5585, 6580, 6585, 8561, 8562 DL610, DL600, DL618*, DL710, DL700, DL7007	Robust series 200
T93/75		WICSTYLE 75	Not needed.		Single or double latch lock type 230, 220 or 1361S, 1362S, 5584, 560	Robust series 200

WICSTYLE 65/75/77FP

Fittings

Faceplates for E-opener

ROBUST

Name	Description	Attribute	WICONA Adapter	Figure	Mechanical lock cases	E-opener
T78		WICSTYLE 77FP			Single or double latch lock type 230,220 or 1361S, 1362S, 5584, 560	Robust series 200
SA72		WICSTYLE 77FP			Single latch lock. Type 230 or 1361S,1498	Robust series 100



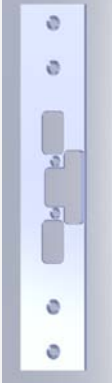
* = check the exact application in the chapter **Diagram lock cases/striker plates.**

WICSTYLE 65/75/77FP

Fittings

Faceplates for E-opener

SOLID



Name	Description	Attribute	WICONA Adapter	Figure	Mechanical lock cases	E-opener
731/17		WICSTYLE 77FP	Not needed.	 731/17	222, 232, 622	Solid 75, 575, 70, 570, 571
965-WM		WICSTYLE 65	Not needed.		1361S*, 1362S*, 1380S*, 1385S*, 1398S, 13585S*, 560*, 562*, 564*, 1498*, 1560*, 5584*, 5585*, 6580*, 6585*, 8561*, 8562*, DL610*, DL600*, DL618*, DL710*, DL700*, DL7007*, MU1216*, MU1222*, MU1224*, MU1225*, MU1232*, MU1233*, MU1234*, MU1235*	Solid 900 series
975-WM		WICSTYLE 75	Not needed.		1361S*, 1362S*, 1380S*, 1385S*, 1398S, 13585S*, 560*, 562*, 564*, 1498*, 1560*, 5584*, 5585*, 6580*, 6585*, 8561*, 8562*, DL610*, DL600*, DL618*, DL710*, DL700*, DL7007*, MU1216*, MU1222*, MU1224*, MU1225*, MU1232*, MU1233*, MU1234*, MU1235*	Solid 900 series

WICSTYLE 65/75/77FP

Fittings

Faceplates for E-opener

SOLID

Name	Description	Attribute	WICONA Adapter	Figure	Mechanical lock cases	E-opener
965-W		WICSTYLE 65	Not needed.		212*, 220, 221, 222, 223, 230, 231, 232	Solid 900 series
975-W		WICSTYLE 75	Not needed.		212*, 220, 221, 222, 223, 230, 231, 232	Solid 900 series

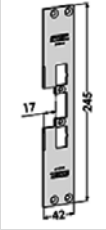
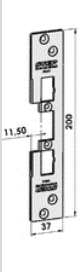
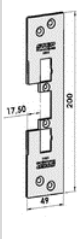
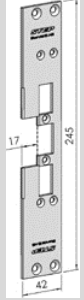
* = check the exact application in the chapter **Diagram lock cases/striker plates**.

WICSTYLE 65/75/77FP

Fittings

Faceplates for E-opener

STEP

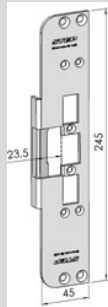
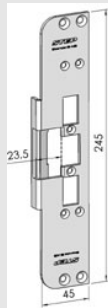
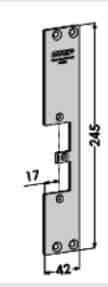
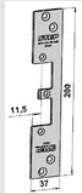
Name	Description	Attribute	WICONA Adapter	Figure	Mechanical lock cases	E-opener
ST4001		WICSTYLE 77FP	Not needed.		212*, 220, 221, 222, 223, 230, 231, 232	STEP 40 Preload STEP 90 Release
ST4031		WICSTYLE 65	Not needed.		212*, 220, 221, 222, 223, 230, 231, 232	STEP 40 Preload STEP 90 Release
ST4032		WICSTYLE 75	Not needed.		212*, 220, 221, 222, 223, 230, 231, 232	STEP 40 Preload STEP 90 Release
ST6558		WICSTYLE 77FP	Not needed.		222, 232, 622	STEP 60 Silent

WICSTYLE 65/75/77FP

Fittings

Faceplates for E-opener

STEP

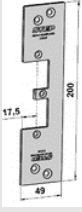
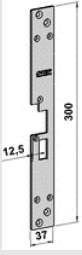
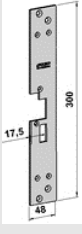
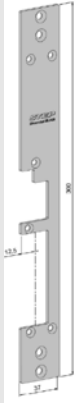
Name	Description	Attribute	WICONA Adapter	Figure	Mechanical lock cases	E-opener
ST6574		WICSTYLE 65	Not needed.		212*, 220, 221, 222, 223, 230, 231, 232	STEP 60 Silent
ST6575		WICSTYLE 75	Not needed.		212*, 220, 221, 222, 223, 230, 231, 232	STEP 60 Silent
ST9503		WICSTYLE 77FP	Not needed.		212*, 220, 221, 222, 223, 230, 231, 232	STEP 92 Preload STEP 92 Release
ST9516		WICSTYLE 65	Not needed.		212*, 220, 221, 222, 223, 230, 231, 232	STEP 92 Preload STEP 92 Release

WICSTYLE 65/75/77FP

Fittings

Faceplates for E-opener

STEP

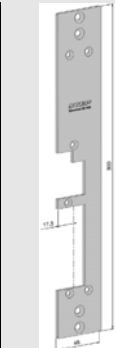
Name	Description	Attribute	WICONA Adapter	Figure	Mechanical lock cases	E-opener
ST9517		WICSTYLE 75	Not needed.		212*, 220, 221, 222, 223, 230, 231, 232	STEP 92 Preload STEP 92 Release
ST1801	A =left B= Right	WICSTYLE 65	Not needed.		2002, 410, 310 640	STEP 18
ST1802	A =left B= Right	WICSTYLE 75	Not needed.		2002, 410, 310 640	STEP 18
ST2801	A =left B= Right	WICSTYLE 65	Not needed.		2002, 410, 310 640	STEP 28

WICSTYLE 65/75/77FP

Fittings

Faceplates for E-opener

STEP

Name	Description	Attribute	WICONA Adapter	Figure	Mechanical lock cases	E-opener
ST2802	A =left B= Right	WICSTELE 75	Not needed.		2002, 410, 310 640	STEP 28

* = check the exact application in the chapter **Diagram lock cases/striker plates.**

Page

English-Swedish (Engelska-Svenska)

5/3

English-Norwegian (Engelska-Norsk)

English-Danish (Engelska-Dansk)

WICSTYLE

Dictionary

Eng-Swe

Eng-Nor

Eng-Dan

English (Engelska)

Backset
Blind faceplate
Electric lock cases
Electromechanical lock cases

Electric striker plates
E-opener
Hook bolt locks
Lock case

Mechanical lock cases
Mechanical striker plates
Module lock cases
Narrow profile
Striker plates

English (Engelska)

Backset
Blind faceplate
Electric lock cases
Electromechanical lock cases

Electric striker plates
E-opener
Hook bolt locks
Lock case

Mechanical lock cases
Mechanical striker plates
Module lock cases
Narrow profile
Striker plates

English (Engelska)

Backset
Blind faceplate
Electric lock cases
Electromechanical lock cases

Electric striker plates
E-opener
Hook bolt locks
Lock case

Mechanical lock cases
Mechanical striker plates
Module lock cases
Narrow profile
Striker plates

Swedish (Svenska)

Dorndjup
Monteringsstolpe (blindstolpe)
Motorlås
Elmekanisklås

Monteringsstolpe till elslutbleck
Elslutbleck "elektromekanisktvridfall"
Hakregellås
See *Mechanical lock cases*

Mekaniska låshus
Monteringsstolpe Mek
Modullås
Smalprofil
Slutbleck

Norwegian (Norsk)

Backset
Blindstolpe
Motorlås
Elektromekanisk låskasse

Stolpe (Monteringsstolpe till elektrisk døråpner)
Elslutblik
Hakereilelås
Låskasse

Mekanisk låskasse
Mekanisk sluttstykke
Modullås
Smalprofil
Sluttstykke

Danish (Dansk)

Dorndybde
Blindstolpe
Elmotorlås
Motorlås

Monteringsstolpe
Elslutblik
Hagerigellås
Låsekasse

Mekanisk låse kasse
Mekanisk slutblik
Modullås
Smalprofil
Slutblik

Pages

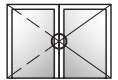
Installation of fittings

12

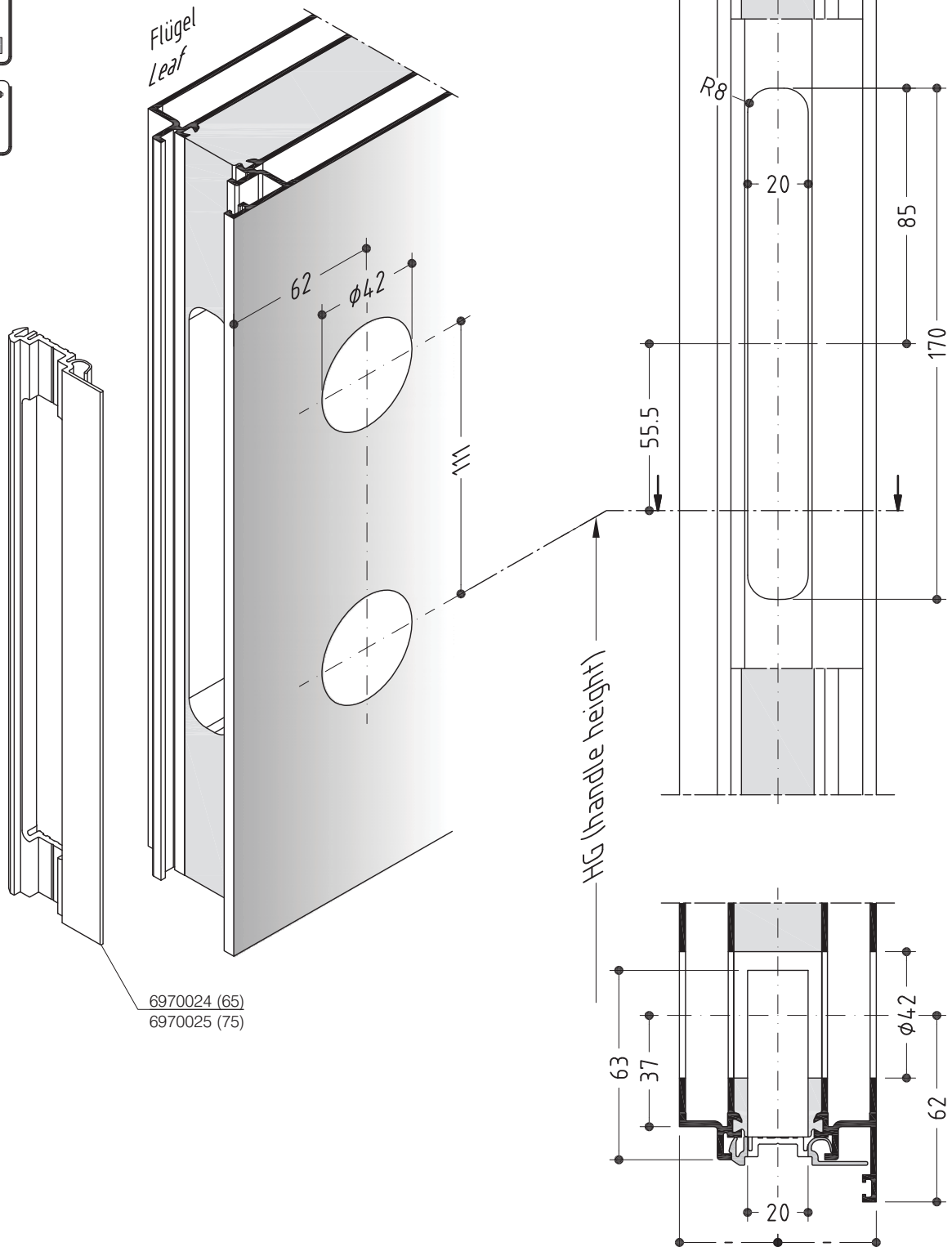
WICSTYLE

Beschlagsmontage Installation of fittings

Anschlagtüren
ASSA Connect / SiS Classic Modul Dornmaß 50 mm
Hinged doors
ASSA Connect / SiS Classic Module backset 50 mm



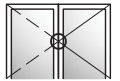
Herstellerhinweise
beachten!
Pay attention to
manufacturer information!



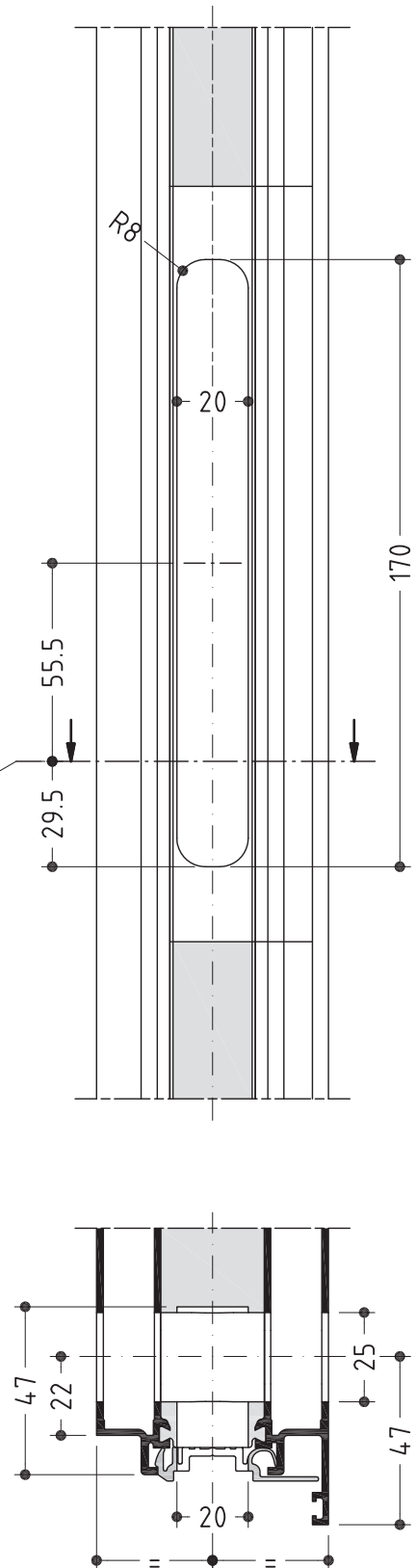
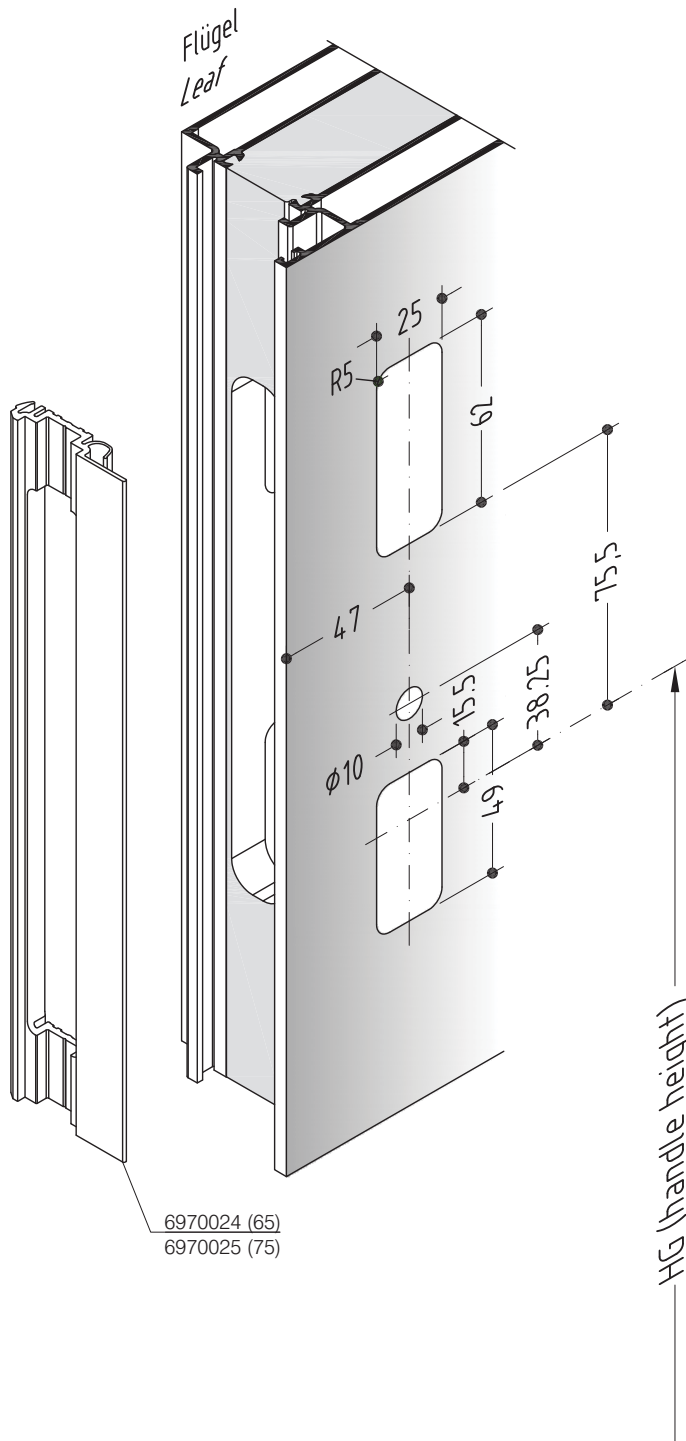
WICSTYLE

Beschlagsmontage Installation of fittings

Anschlagtüren
ASSA Connect Dornmaß 35 mm
Hinged doors
ASSA Connect backset 35 mm



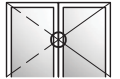
Herstellerhinweise
beachten!
Pay attention to
manufacturer information!



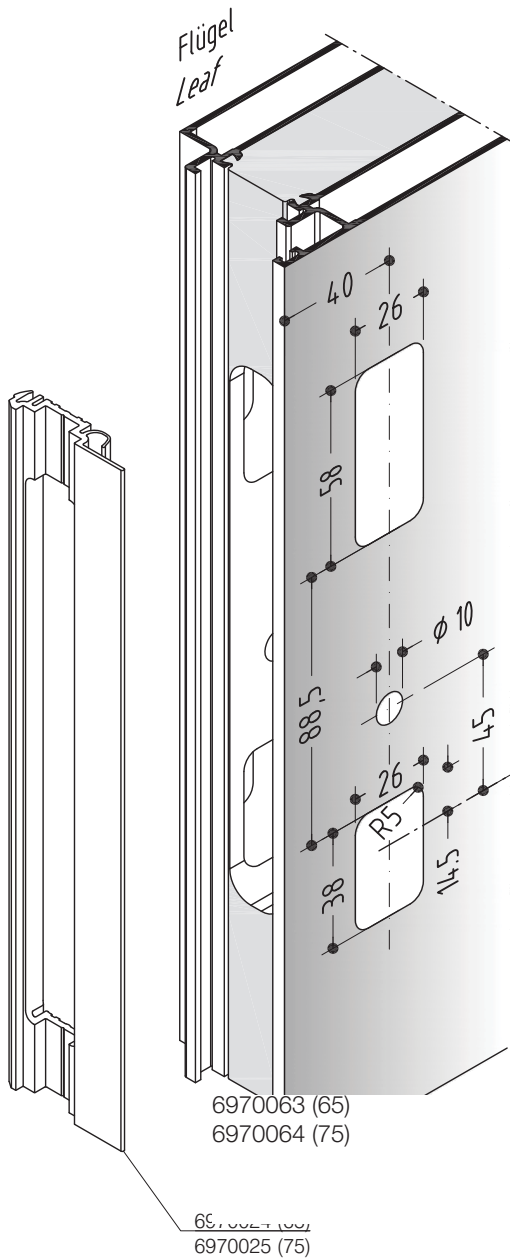
WICSTYLE

Beschlagsmontage Installation of fittings

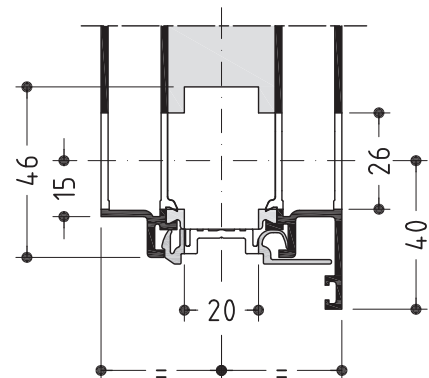
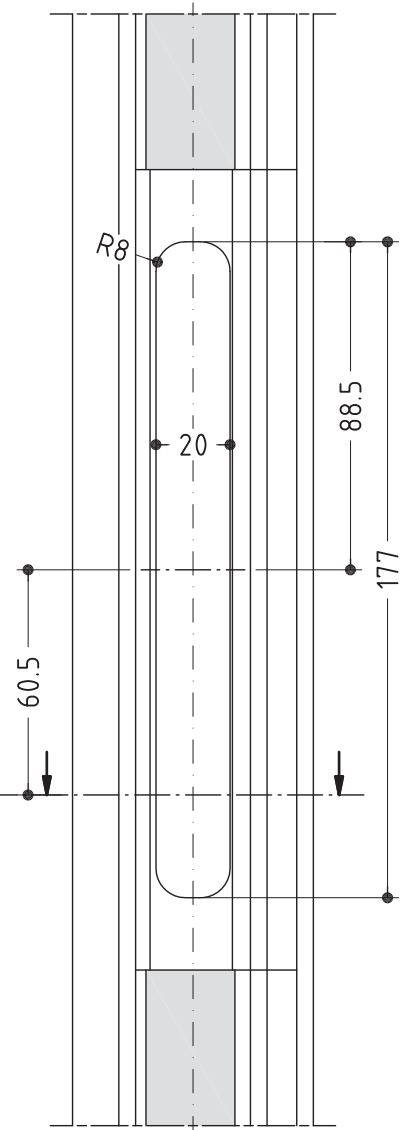
Anschlagtüren
SiS Classic Standard Dornmaß 28 mm
Hinged doors
SiS Classic Narrow profile backset 28 mm



Herstellerhinweise
beachten!
Pay attention to
manufacturer information!



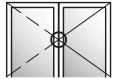
HG (handle height)



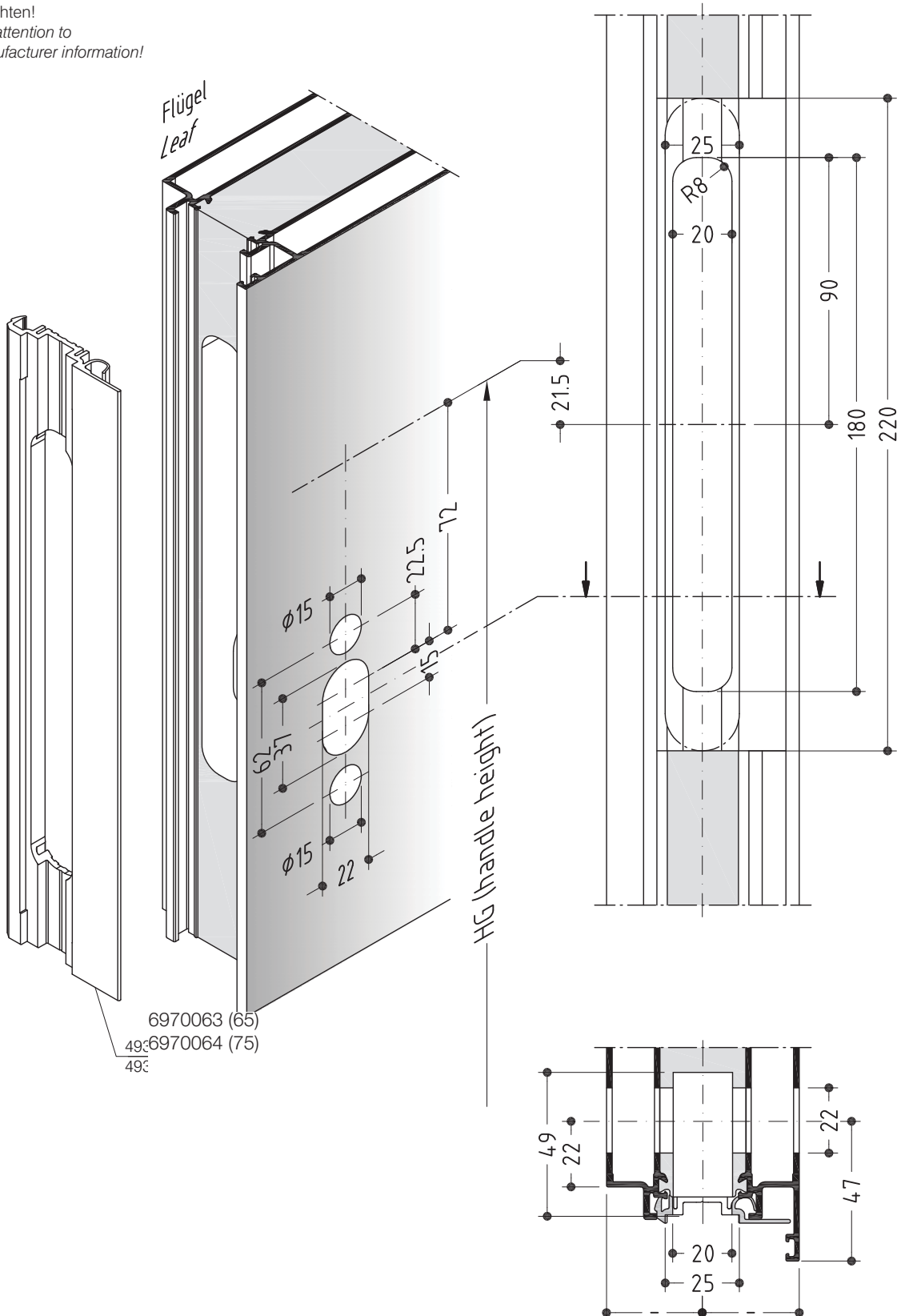
WICSTYLE

Beschlagsmontage Installation of fittings

Anschlagtüren
TrioVing 5049 Hakenschloss Dornmaß 36 mm
Hinged doors
TrioVing 5049 Hook bolt lock backset 36 mm



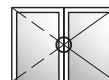
Herstellerhinweise
beachten!
Pay attention to
manufacturer information!



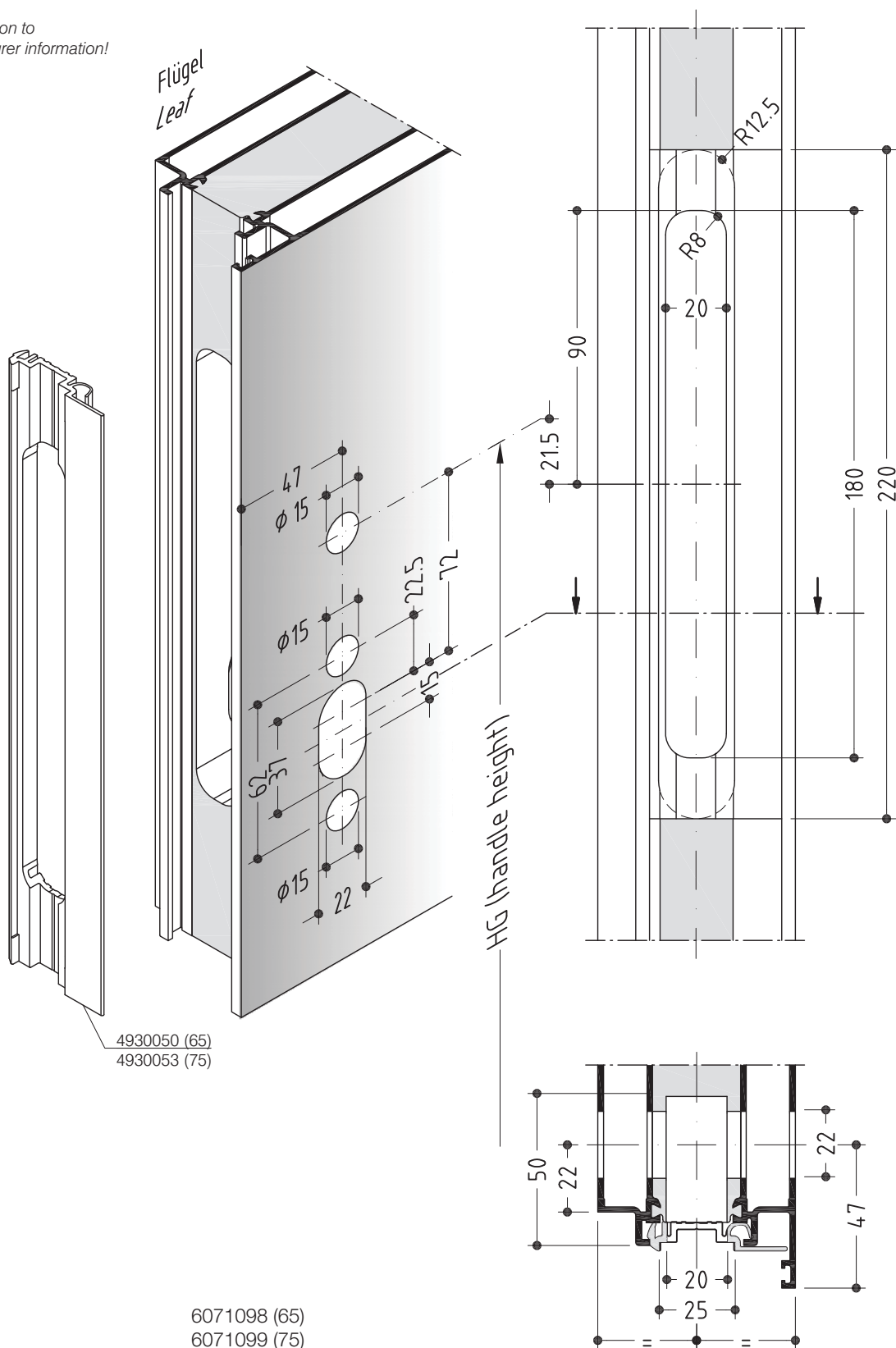
WICSTYLE

Beschlagsmontage Installation of fittings

Anschlagtüren
TrioVing 5016 Dornmaß 36 mm
Hinged doors
TrioVing 5016 backset 36 mm



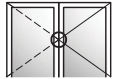
Herstellerhinweise
beachten!
Pay attention to
manufacturer information!



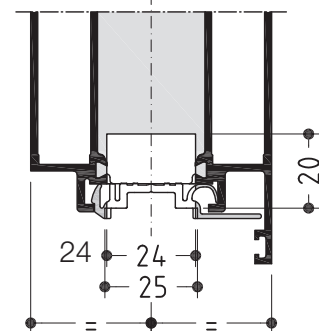
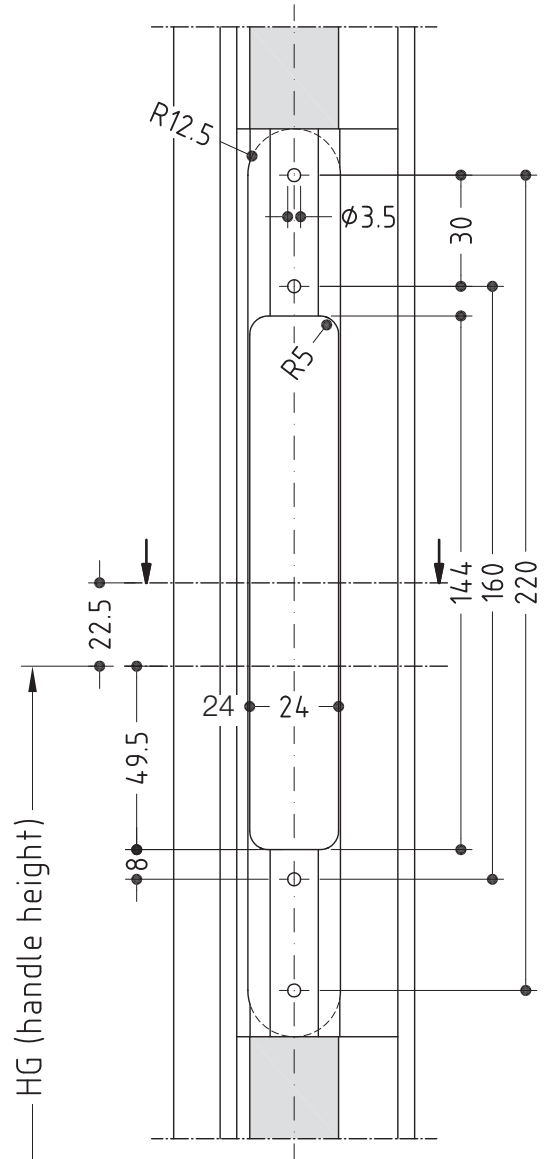
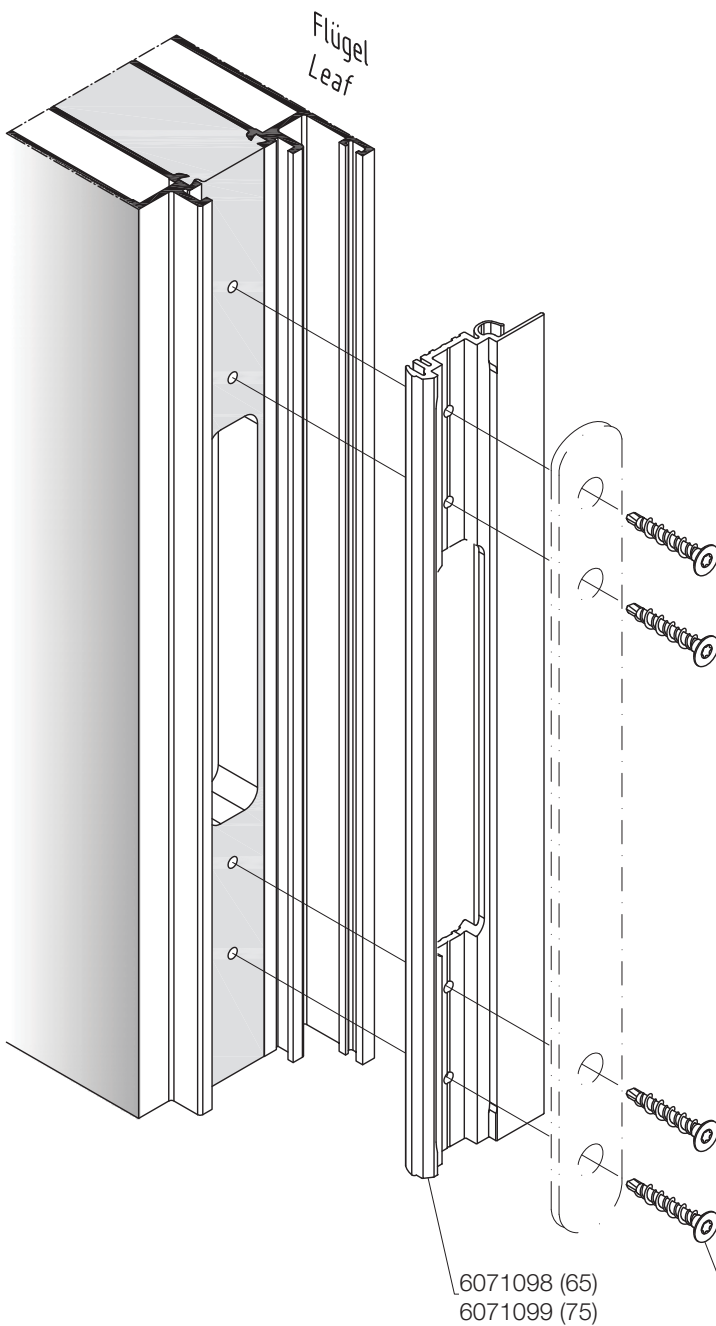
WICSTYLE

Beschlagsmontage Installation of fittings

Anschlagtüren
Schließplatten ASSA 1887-9/DORMA DS9425 25 mm
Hinged doors
Striking plate ASSA 1887-9/DORMA DS9425 25 mm



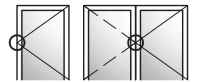
Herstellerhinweise
beachten!
Pay attention to
manufacturer information!



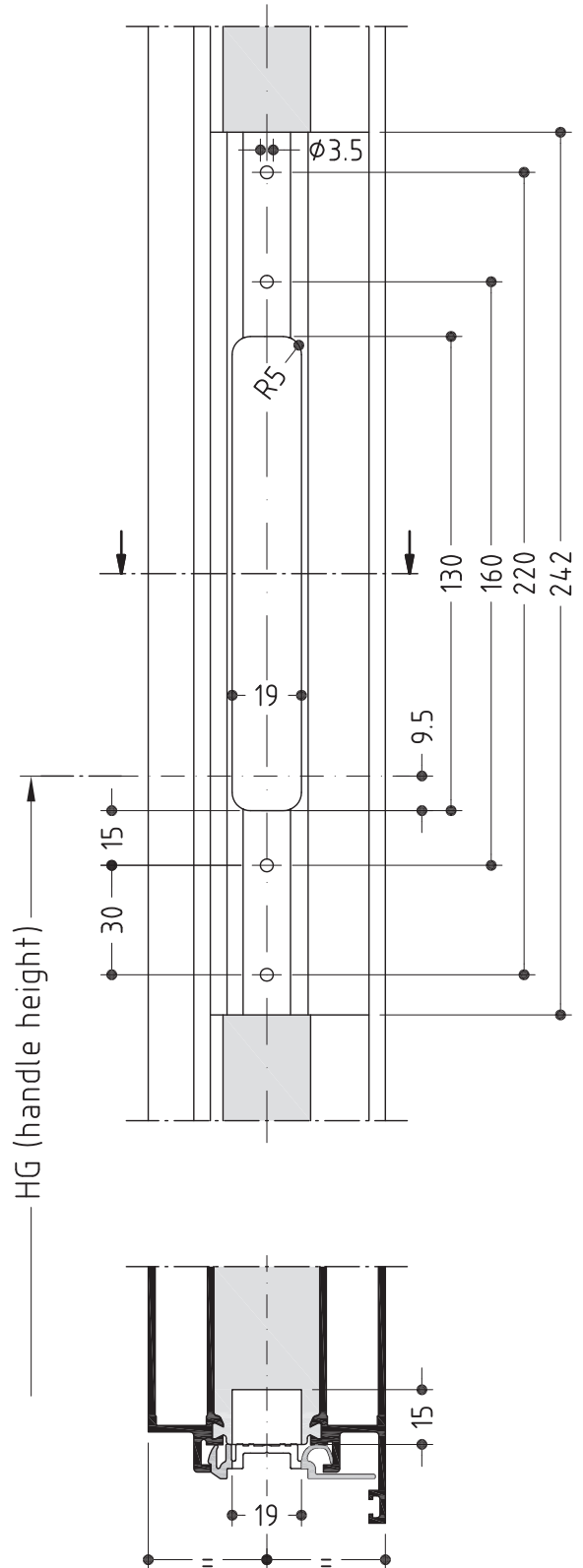
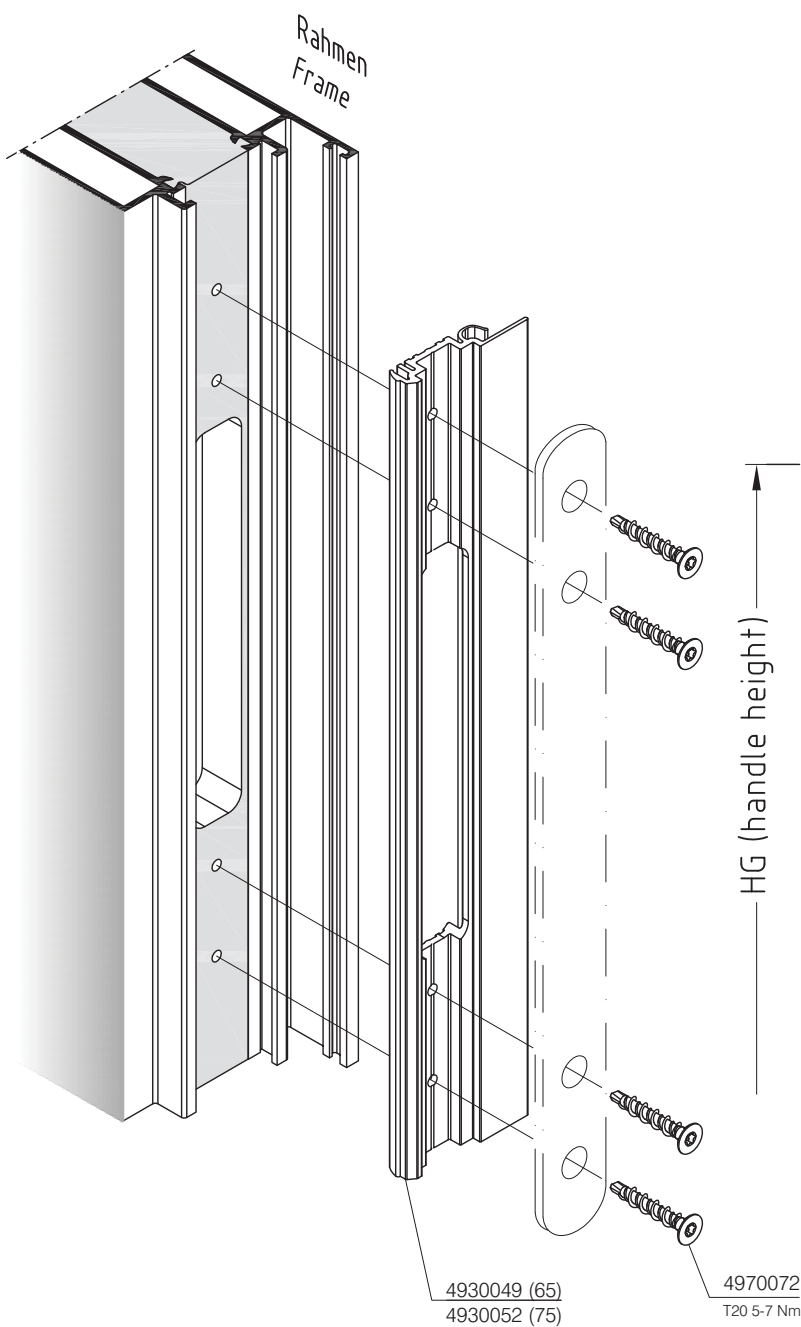
WICSTYLE

Beschlagsmontage Installation of fittings

Anschlagtüren
Schließplatte ASSA 1487-9 25 mm
Hinged doors
Striking plate ASSA 1487-9 25 mm



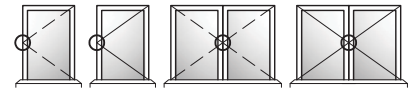
Herstellerhinweise
beachten!
Pay attention to
manufacturer information!



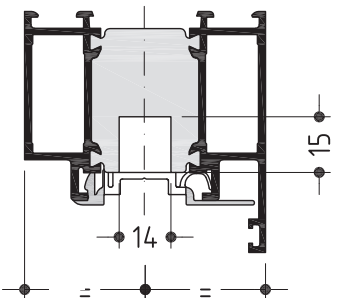
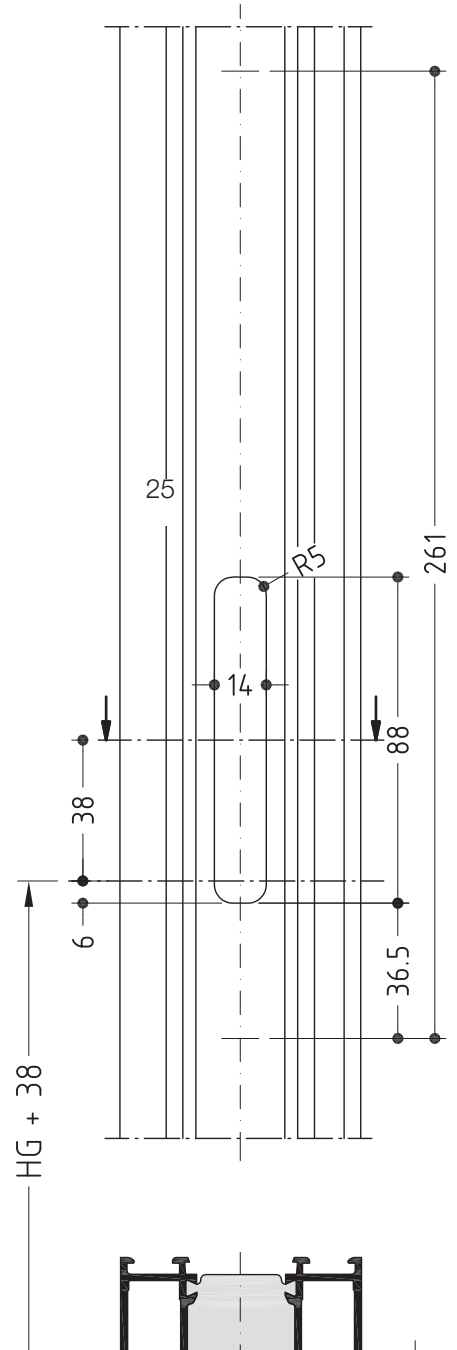
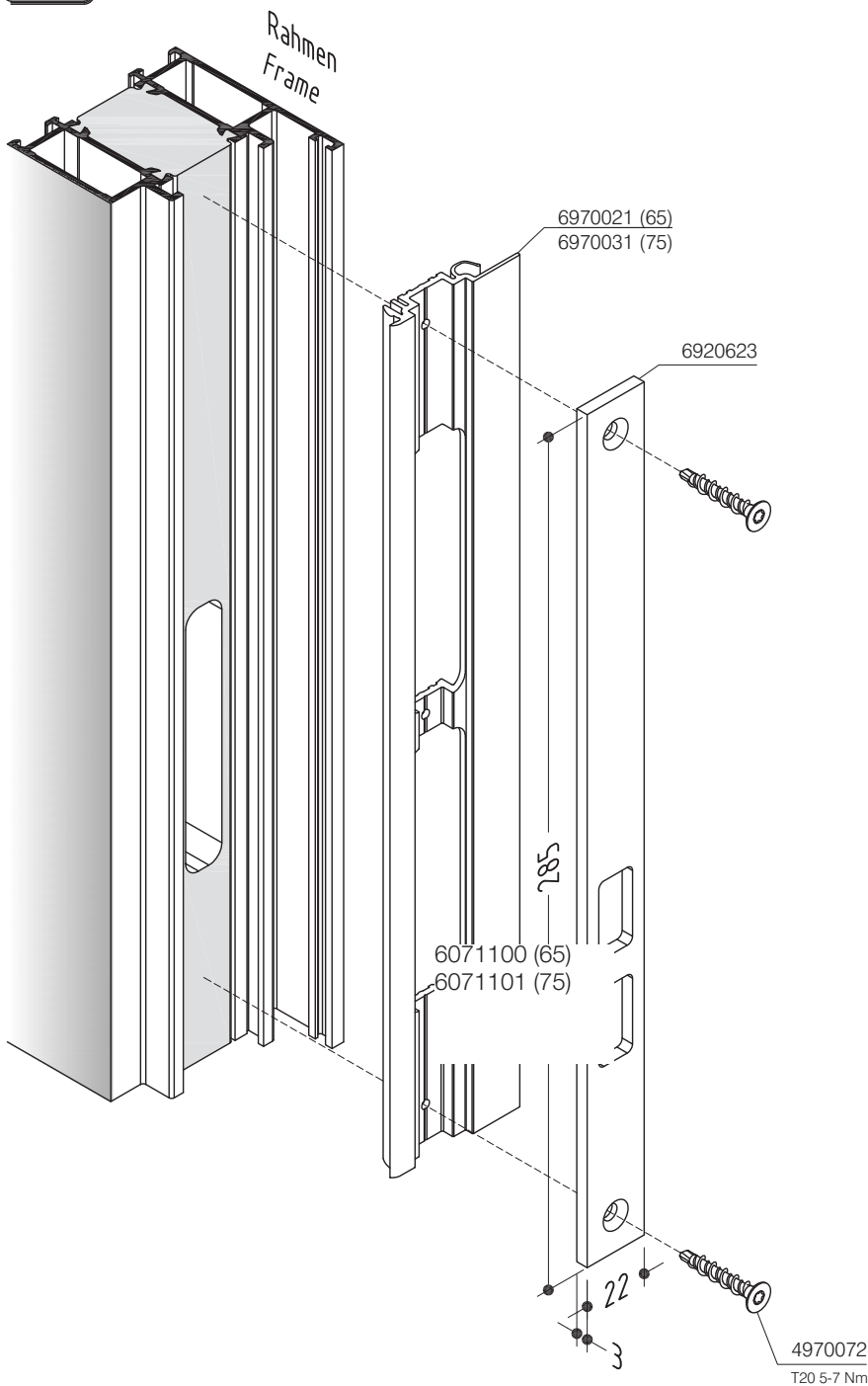
WICSTYLE

Anschlagtüren
 Schließplatte 6920623 für ASSA Connect
 Hinged doors
 Striking plate 6920623 for ASSA Connect

Beschlagsmontage
 Installation of fittings



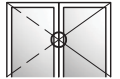
Herstellerhinweise
 beachten!
 Pay attention to
 manufacturer information!



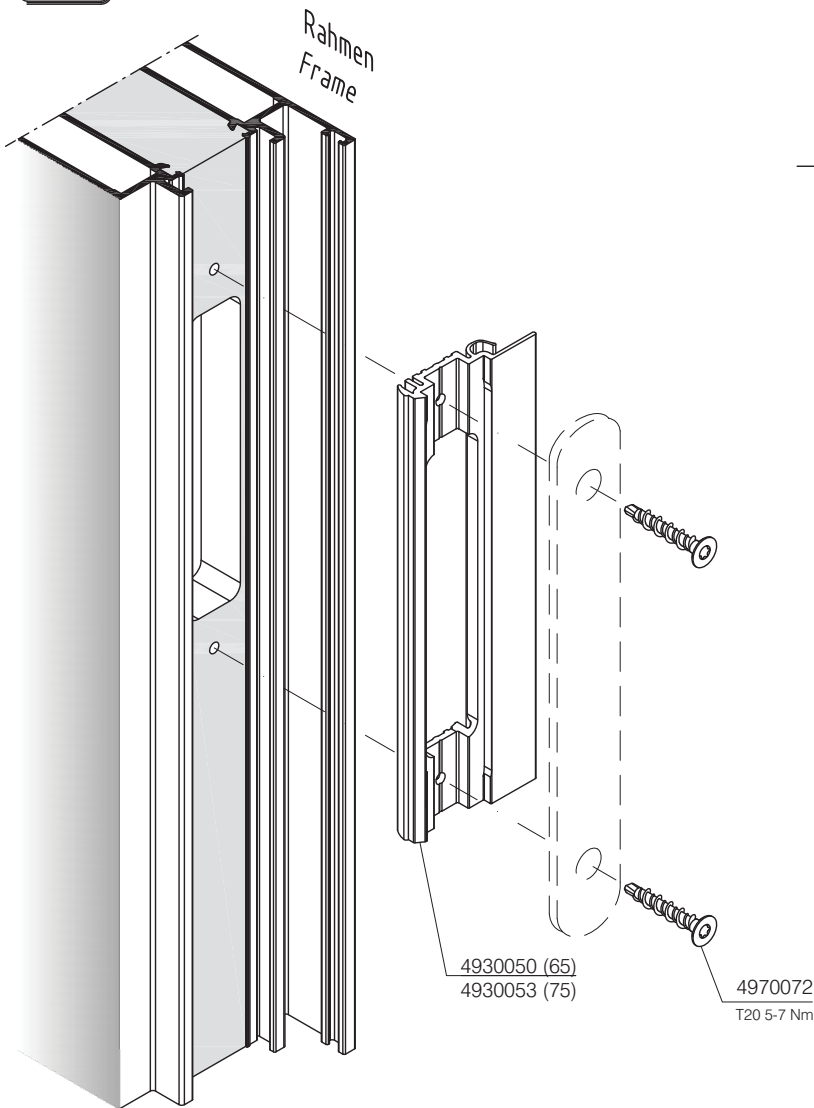
WICSTYLE

Beschlagsmontage Installation of fittings

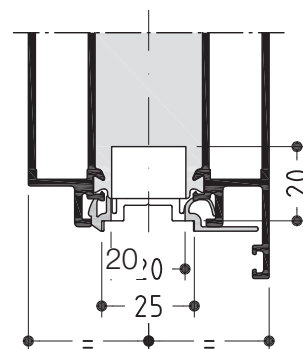
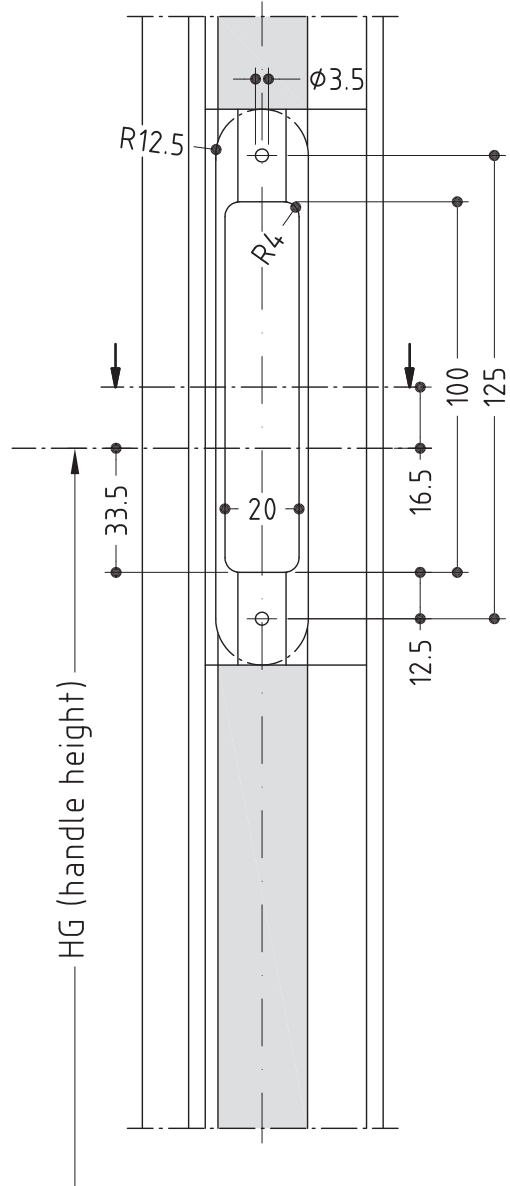
Anschlagtüren
Schließplatte TrioVing 5949 25 mm
Hinged doors
Striking plate TrioVing 5949 25 mm



Herstellerhinweise
beachten!
Pay attention to
manufacturer information!



6071102 (65)
6071103 (75)



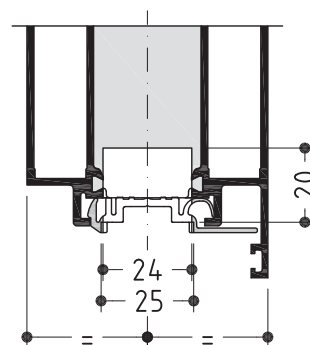
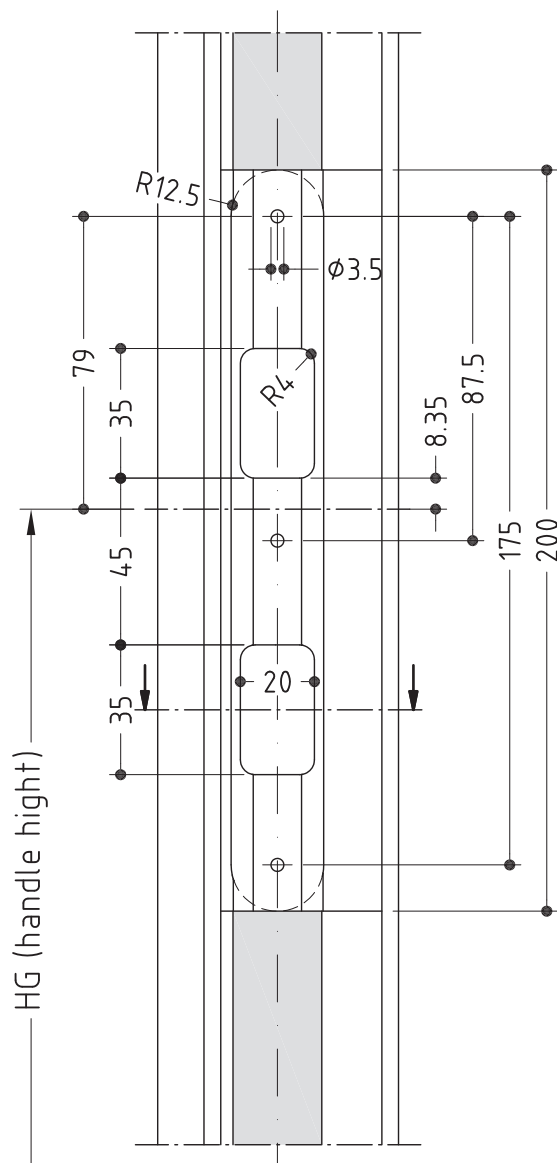
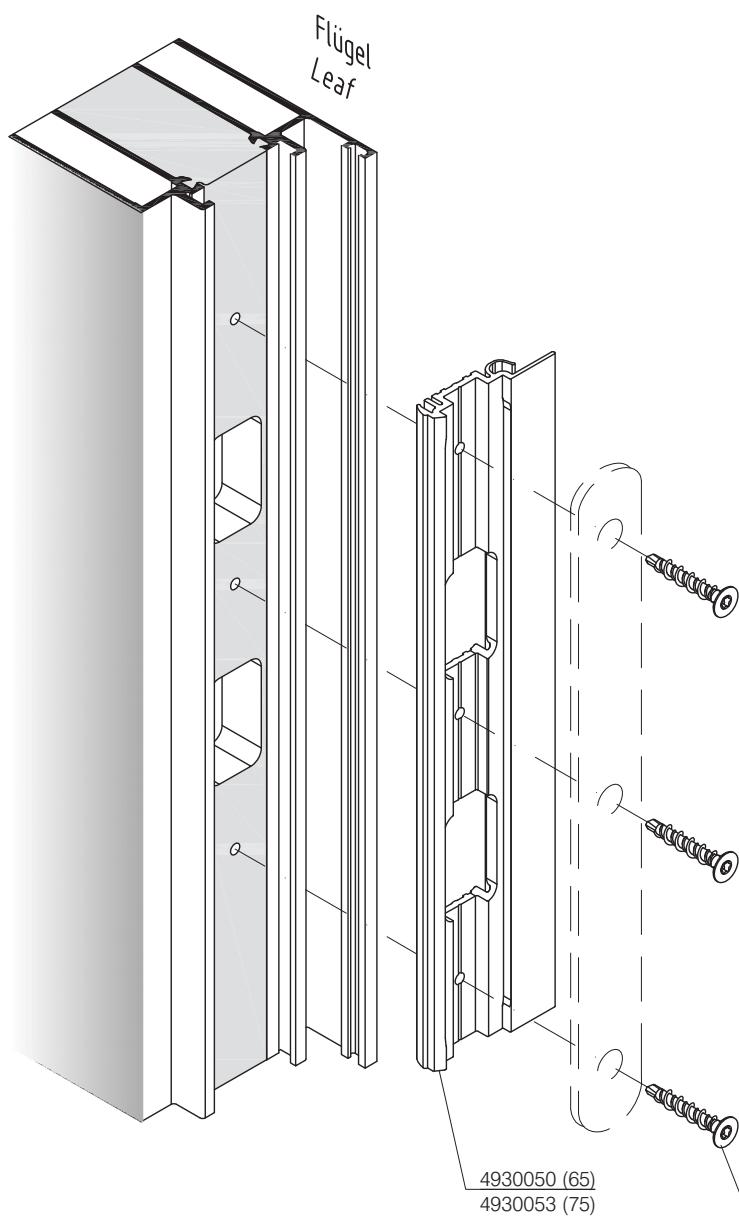
WICSTYLE

Beschlagsmontage
Installation of fittings

Anschlagtüren
Schließplatte TrioVing 5016 25 mm
Hinged doors
Striking plate TrioVing 5016 25 mm



Herstellerhinweise
beachten!
Pay attention to
manufacturer information!



WICSTYLE 65

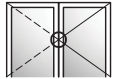
Beschlagsmontage
Installation of fittings

Anschlagtüren

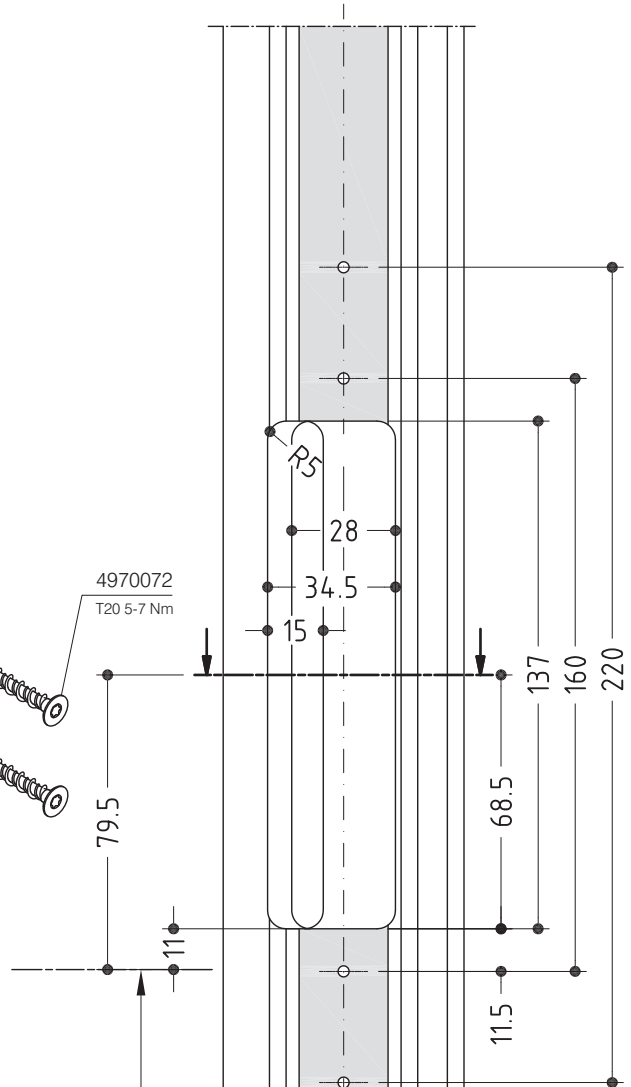
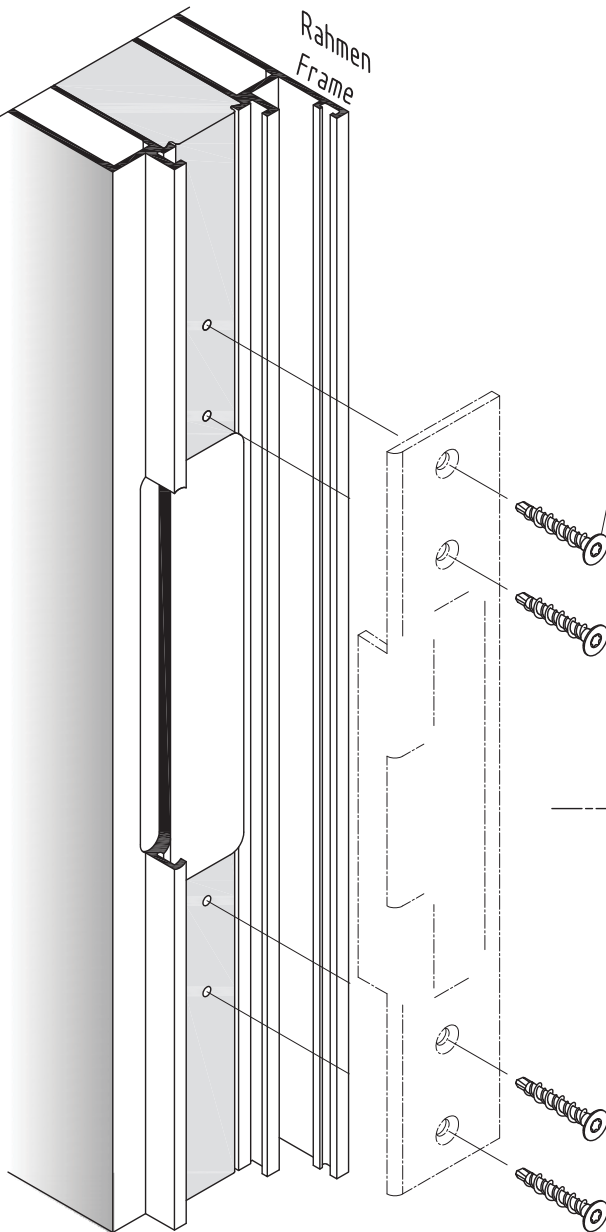
Elektrische-Schließplatte Robust SA92, T93, SB921

Hinged doors

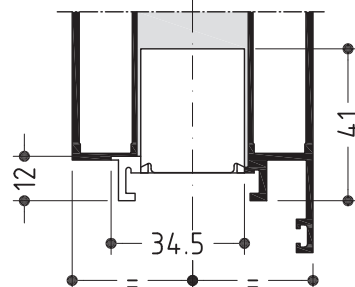
Faceplate Robust SA92, T93, SB921



Herstellerhinweise
beachten!
Pay attention to
manufacturer information!



HG (handle height)



WICSTYLE 75

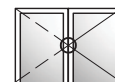
Beschlagsmontage
Installation of fittings

Anschlagtüren

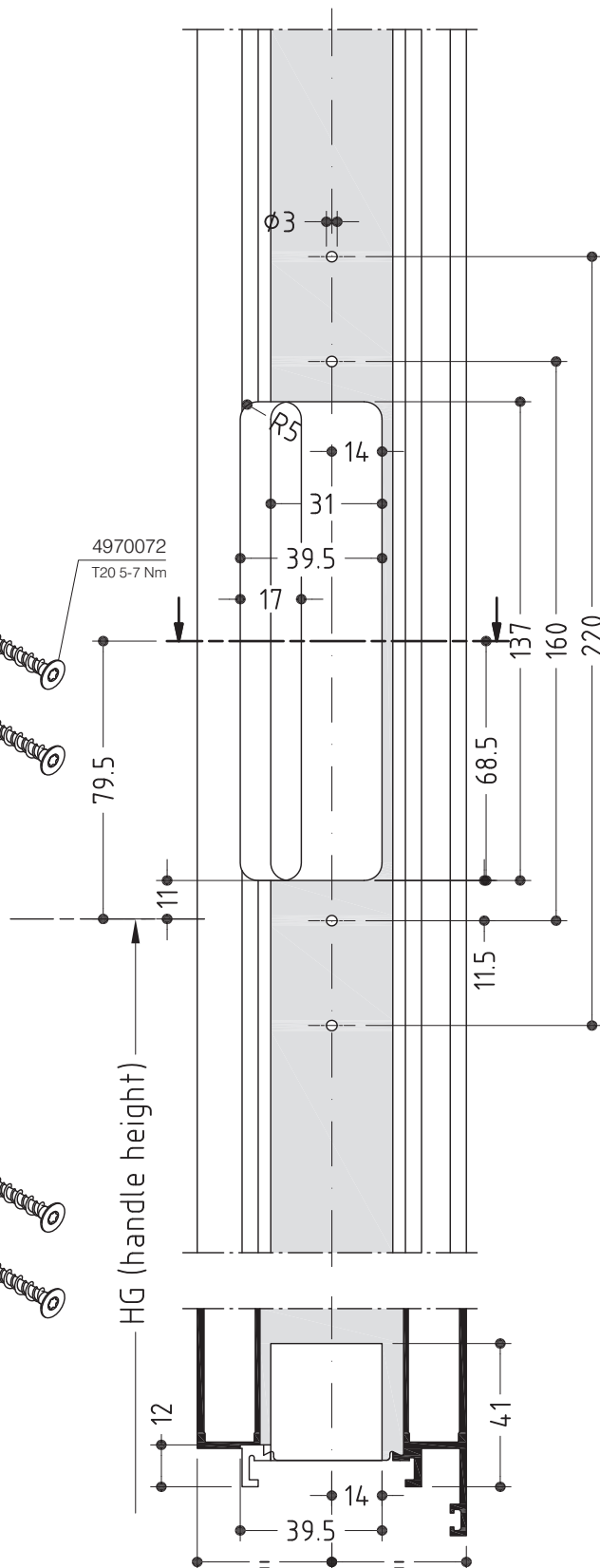
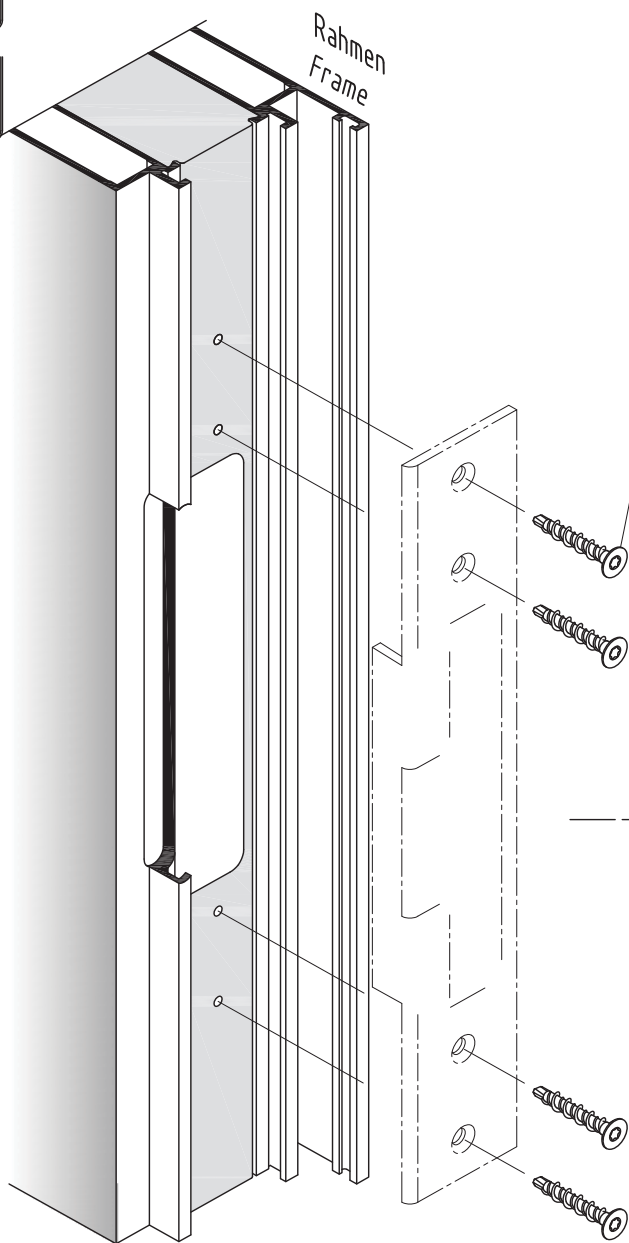
Elektrische-Schließplatte Robust SA92, T93, SB921

Hinged doors

Faceplate Robust SA92, T93, SB921



Herstellerhinweise
beachten!
Pay attention to
manufacturer information!



Sverige

Sapa Building Systems

Box 3127

SE-350 43 Växjö

Tel +46 470 78 74 00

www.wicona.se

Norge

Sapa Building Systems

Biskop Gunnerus Gate 14

NO-0185 Oslo

Tel +47 22 42 22 00

www.wicona.no

Danmark

Sapa Building Systems

Lene Haus Vej 21

DK-7430 Ikast

Tel +45 70 20 20 48

www.wicona.dk