

**WICONA**<sup>®</sup>  
TECHNIK FÜR IDEEN



Simply closer to Nature

» WICSLIDE

---

ALUMINIUM SLIDING SYSTEMS

# » Simply closer to Nature

WICONA presents a new generation of aluminium sliding windows and doors, with an outstanding thermal rating and exceptional dimensions to suit all your projects. With these profile systems, you can open up large living rooms,

conservatories or glazed extensions to the outdoors. Depending on requirements and on the structural and spatial opportunities on site, WICSLIDE offers a functional solution that fits perfectly with all areas of application.





Why WICONA? Because WICONA has more than 60 years' experience as a successful aluminium systems company in Germany – and you can benefit from this on a daily basis. With us, not only do you have a reliable and collaborative supplier, but you also enjoy the benefits of a strong brand with a

high level of technological capability and sustainable success in the market. At WICONA, every detail counts: from the meticulous planning of the perfect material to be processed and fast delivery to the proactive sales support. That's why WICONA!

**WICSLIDE applications**

The decisive criteria

4

**Lifting Sliding System****WICSLIDE 160****8**

Technical specifications

10

Types of opening

12

Locking systems, Accessories

13

**Sliding System****WICSLIDE 65****14**

Technical specifications

16

Types of opening

18

Locking systems, Accessories

19

# » Applications

## The decisive criteria

### Selection of different designs:

- Lifting/sliding doors and windows
- Sliding doors and windows
- Double and triple tracks
- Combinations with fixed panels
- Folding/sliding doors

### more variable

- Large selection of profiles for all applications
- Easy subsequent retrofitting (e.g. glazing)

### more visually attractive

- Anodisable handles offer extended design flexibility
- Large sash formats and sash weights are easy to implement
- Thin, delicate constructions

### more process reliability

- Fewer components and processing steps resulting in greater certainty in processing
- Reliable and certain calculation, U value calculation, construction and work preparation with the WICTOP software
- Higher pre-fabrication level for fittings

### more environmentally responsible

- Aluminium is almost entirely recyclable
- Up to 68% of the energy used for producing the aluminium for WICONA profiles comes from water power
- Development with Eco design: e.g. higher insulation and static values for a lower proportion of material

### faster

- Patented corner connection technology with single-side adhesive injection
- All profiles can be punched

### more production-friendly

- Consistent concept for punching with WICPRO multi punches or hand punches.
- Components developed with installers for optimised production processes

### WICSLIDE – at a glance



All elements have been tested and approved for their application by our development team. So you can rely on the guaranteed performance of WICSLIDE sliding systems.



**Appealing aesthetic**



**Optimised manufacturing process**



**Availability of all configurations**



**Top performance**







# » Aluminium Sliding Windows and Doors

In this brochure, discover sliding doors, windows and wall-integrated units of the 65 mm range, or lifting and sliding units with a construction depth of 160 mm. These solutions have been designed to minimise energy loss in the building envelope and at the same time to allow you to use large opening units.

Different frames and leaf configurations, numerous leaf combinations, a new assortment of handles, as well as the possibility of coordinating everything with the full range of WICONA doors and windows, are now available to you.





The array of 65 mm and 160 mm sliding units is designed to your customers' requirements.

Typical WICONA: Seven of the innovations developed for the complete WICSLIDE range have a patent pending.





# » WICSLIDE 160 Lifting Sliding System





## Functionality and aesthetics

The WICSLIDE 160 lifting sliding system is suitable for all projects requiring large dimensions as well as outstanding thermal insulation and soundproofing. This lifting sliding system is characterised by its clear lines, ergonomics, quality, security, its ease of operation and its simple manufacture.

Its designed-focused development enables a harmonious, coherent lifting sliding module to be created and to make a feature of the façade. The large dimensions are particularly underlined in the clear lines of this distinctive design.

Because the strike plate is integrated perfectly into the frames, there are no protruding parts in the open position.



Photo : Stefan Müller-Naumann

## Highest energy efficiency

- Increased thermal insulation with 40 mm thermal separation
- Plastic water channel profile and cover profile
- Stainless steel guide rails for long service life and high resilience



**Appealing  
aesthetic**



**Highest  
comfort**



**Utmost  
design freedom**



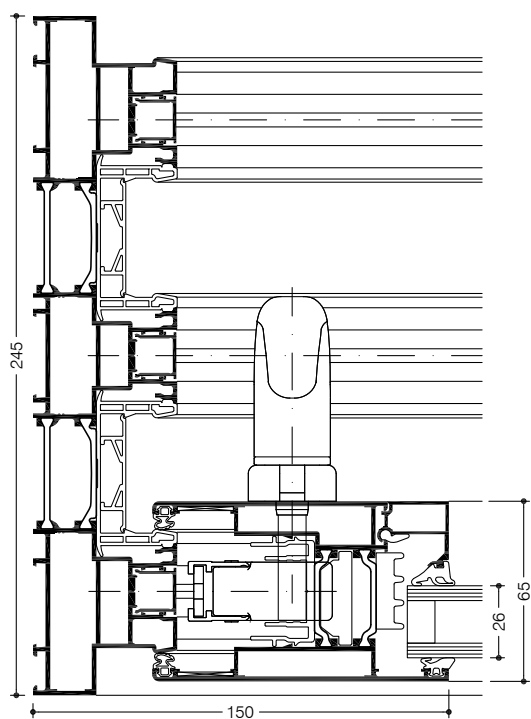
**Best possible  
energy efficiency**

## » Lifting Sliding System WICSLIDE 160

WICSLIDE 160 combines excellent thermal insulation with high levels of functionality and aesthetics. Large leaf dimensions and durable, comfortable operation are your guarantees for maximum customer satisfaction. With the latest technology and innovative manufacturing benefits, the WICSLIDE 160 is a high-tech product that sets a benchmark.







### Technical capabilities

#### Section technology:

- Optimised coupling area between the leaves for increased thermal insulation and impermeability
- Infill thickness from 4 mm to 50 mm
- Construction depth 160 mm (double-track) and 245 mm (triple-track)
- Special circumferential frames with multi-function zones
- Accessible threshold possible
- Optimised roller technology for comfortable operation
- Coupling area without visible screws
- Choice of fixed panels or fixed leaves
- Can also be used in WICTEC 50 / WICTEC 60 glazed extensions

#### Thermal insulation:

- $U_w$ -Values: to below 1.1 W/(m<sup>2</sup>K)

#### Fittings:

- Lifting sliding fittings, rollers with integrated brush for cleaning the stainless steel guide rails
- Supporting trestle for reducing operational forces when lowering the leaf
- Leaf formats (W x H): up to 3240 mm x 3400 mm
- Leaf weight: up to 400 kg (lifting sliding door)

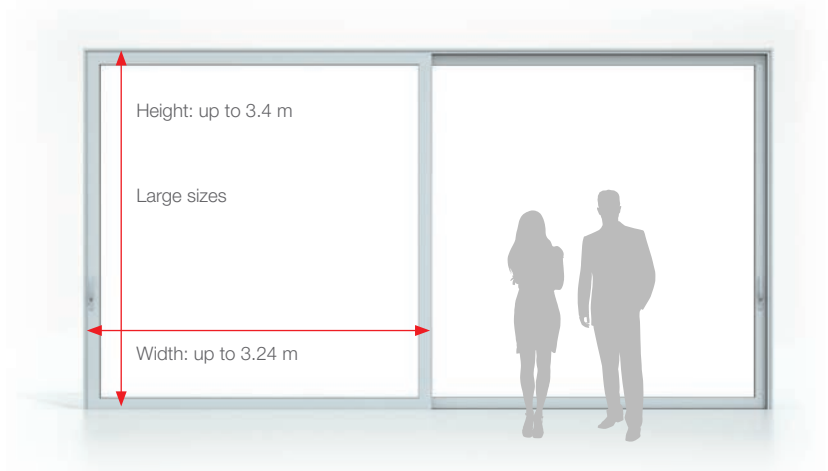
### System tests / CE Product pass to DIN EN 14351-1

Air permeability:	Class 4
Driving rain resistance:	E750
Ability to withstand wind load:	Class C3
Soundproofing:	$R_w (C; C_{tr}) = 41 (-2; -5) \text{ dB}$
Burglar resistance	RC2, RC2N
Quality management:	Certified to ISO 9001:2008
Environmental management:	Certified to ISO 14001



Photo : Conné van d'Grachten

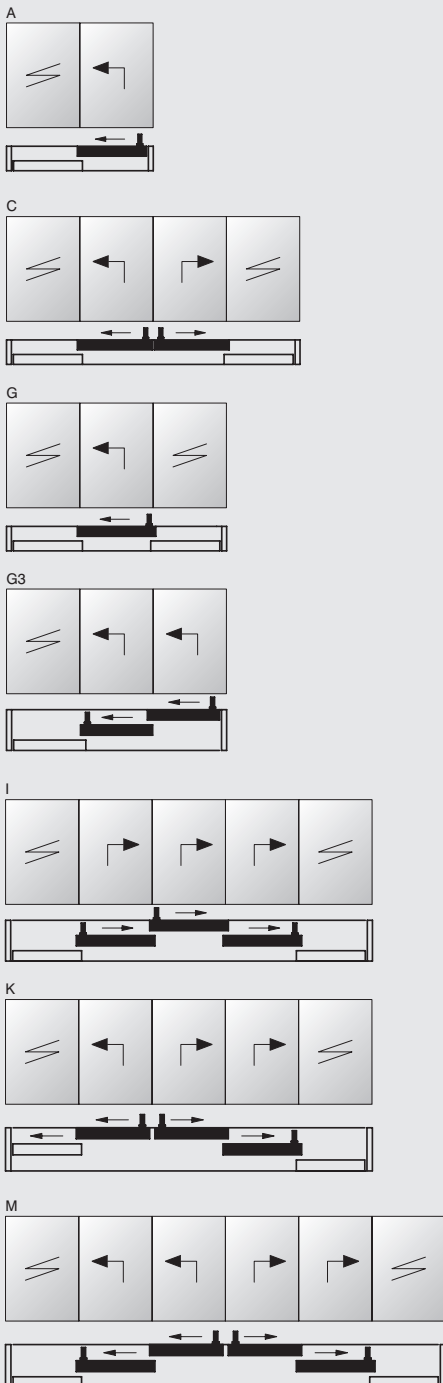
# » Lifting Sliding System WICSLIDE 160



## Types of opening

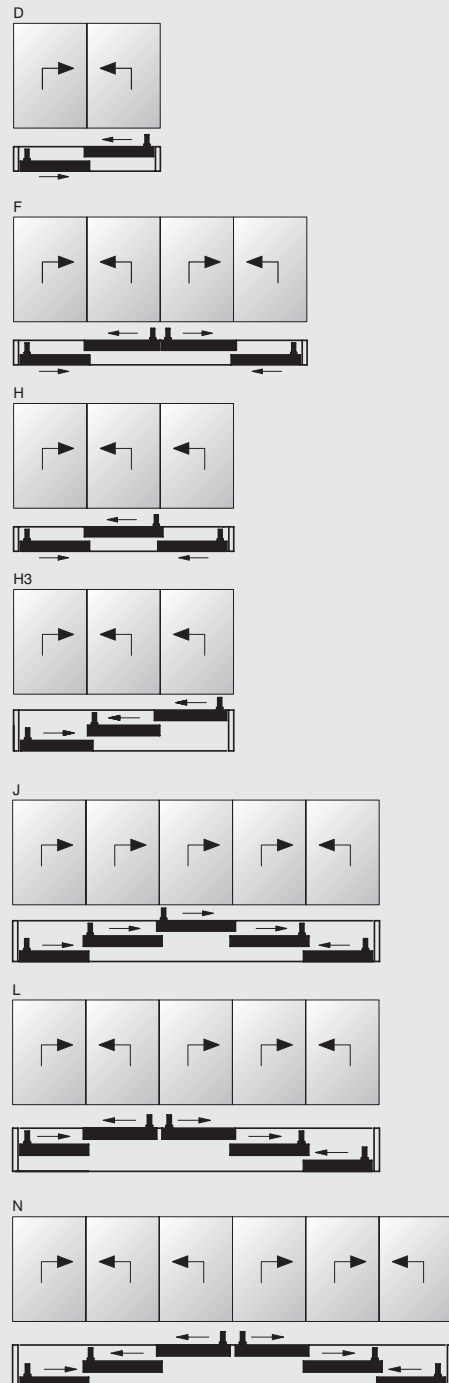
### Lifting sliding door/window with fixed glazing

Typical applications



### Lifting sliding door/window

Typical applications





**Locking systems****Handles:**

A comprehensive choice of handles is available (with or without cylinder) for an entire range of applications.

**Locking mechanisms on the leaf:**

Circumferential gear integrated into the leaf frame, with 5 locking points and accessories to meet Class RC2 burglar resistance.

**Locking mechanisms on the frames:**


Flush-mounted locking components, fully integrated into the frames and completely flat; no snagging of clothing.

**Leaf accessories****Top sealing:**

Bellows system (WICONA patent).

**Bottom sealing:**

Perfect seal on the stainless steel guide rails.

**Lifting sliding system****Roller unit with integrated brush:**

The 44 mm diameter roller system, equipped with a brush to clean the stainless steel guide rails, ensures a easy, quiet and durable running.

# » WICSLIDE 65 Sliding system

## Sliding system

The WICSLIDE 65 sliding system elegantly combines large dimensions with excellent thermal properties. Many details, such as a straight and a rounded leaf design, visible or concealed drainage enable each individual installation to be creatively customised.

Numerous profile combinations offer you more planning freedom. The optional accessible threshold meets the requirements for easy access for people with limited mobility, but is also ideal for balcony or terrace entrances.






## Wall-integrated sliding system

The sliding system with wall-integrated leaf opening enables the passageway to be completely cleared by sliding the leaves into a double wall.

- Frame can be perfectly slid back into the wall construction
- Frame widths of 88 mm and 141 mm

### 3 versions

- Visible side profiles
- The uprights are hidden behind the reveals, thus optimising light incidence.
- Identical profile view from outside and inside as uprights are arranged in the glazing rebate.



## Frames

### Mitred frames: Double- and triple-track versions

- Guide rails made from anodised aluminium, polyamide or stainless steel
- Sealing bridge with sealant injection for increased impermeability
- For renovations or new-build
- Plug-on reveal profiles for insulation layers from 100 mm to 160 mm

### Double-track frame with straight cut

- Butt-jointed horizontal and vertical frames, construction depth 65 mm
- Straight cut with recesses
- End caps in black, white and grey
- Narrow profile for optimum light incidence
- Additional profile for installation into wooden or brick structures



**Appealing aesthetic**



**Highest comfort**



**Utmost design freedom**



**Maximum daylight**



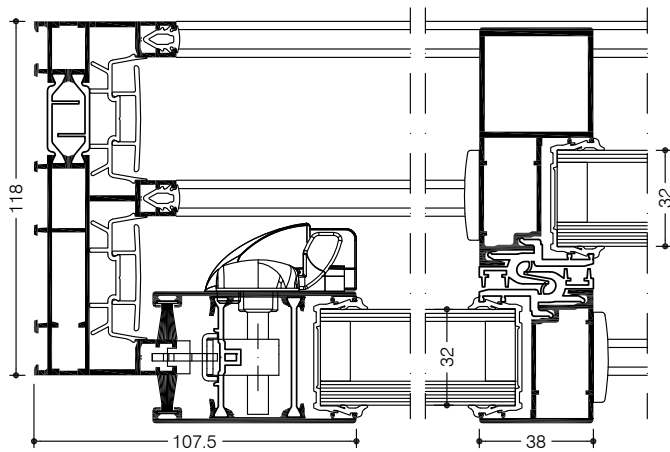


» Sliding windows / Sliding doors  
WICSLIDE 65





The WICSLIDE 65 sliding unit elegantly combines large dimensions with excellent thermal properties. Many details enable each individual installation to be creatively customised. Numerous profile combinations offer you more planning freedom.



**Performance values**

Air permeability:	Class 4
Driving rain resistance:	Class 7B
Ability to withstand wind load:	Class A3
Soundproofing:	$R_{A, tr} = 36 \text{ dB}$
Operating forces:	Class 1
Corrosion resistance of fittings:	Class 4
Quality management:	Certified to ISO 9001:2008
Environmental management:	Certified to ISO 14001

**Performance values (wall-integrated sliding system)**

Air permeability:	Class 4
Driving rain resistance:	7A
Ability to withstand wind load:	Class C3
Soundproofing:	$R_{A, tr} = 36 \text{ dB}$ (W 7 833 mm x H 2 196 mm, with leaf 32 mm)
Thermal insulation:	$U_w = 1.5 \text{ W}/(\text{m}^2\text{K})$ (24 mm with $U_g = 1.1$ )

\* Leaves 32 mm with seals



**Technical capabilities**

**Section technology:**

- Sliding units with 65 mm construction depth (double-track) or 118 mm (triple-track)
- Two-, three-, four- or six-leaved application
- Patented corner connection technology for high component strength and reduced use of adhesive
- PVC channel profiles, circumferential on 3 sides, pre-drained, with PVC or aluminium cover profiles (WICONA patent)
- Infill thicknesses: 24 mm, 28 mm or 32 mm
- Concealed or visible drainage
- Perpendicular leaf profile in different designs, straight or rounded
- Individually customisable profile connection technology
- Optional: Accessible threshold

**Thermal insulation:**

- $U_w$  up to  $1.5 \text{ W}/(\text{m}^2\text{K})$  with  $U_g = 1.0 \text{ W}/(\text{m}^2\text{K})$
- Polyamide double bridge for thermal separation

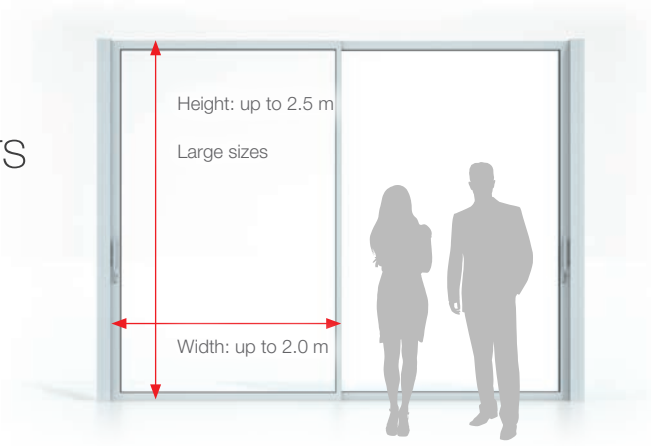
**Fittings:**

- Max. leaf weight with single rollers: 80 kg
- Max. leaf weight with double rollers: 220 kg
- Leaf formats (W x H): up to 2 400 mm x 2 500 mm
- Exclusive WICONA design handle





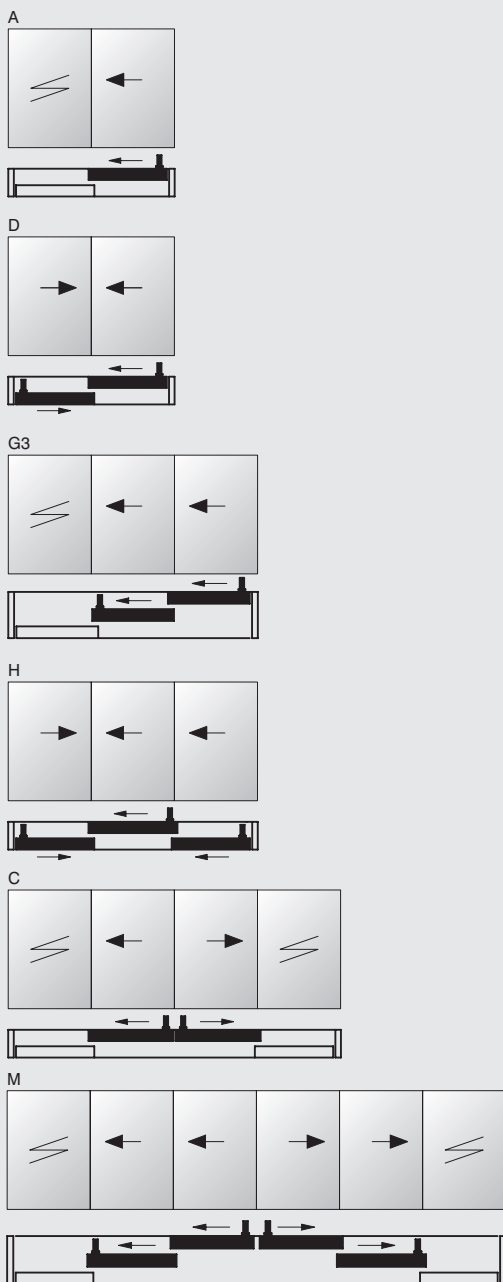
# » Sliding windows / Sliding doors WICSLIDE 65



## Types of opening

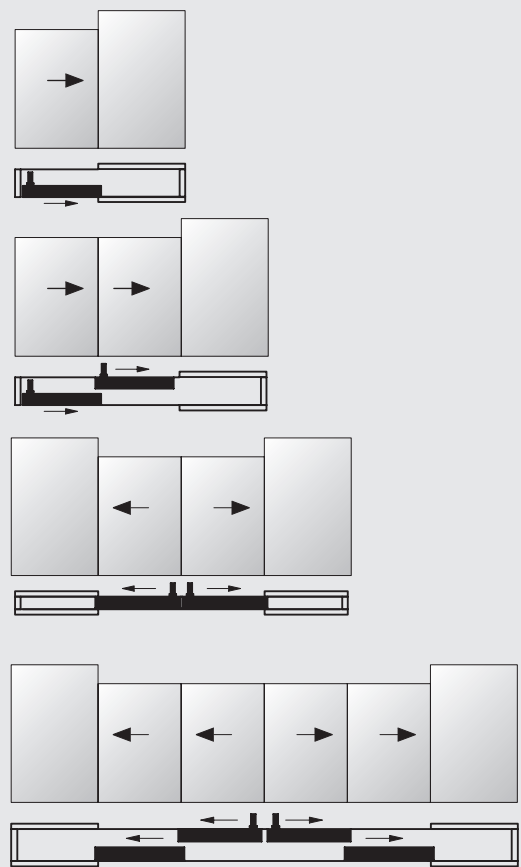
### Sliding doors/windows

Typical applications



### Wall-integrated sliding doors/windows

Typical applications





**Handles**




**“Half moon” handle**

- Exclusive WICONA handle
- Minimalistic, ergonomic and modern



**“WICONA” handle**

- New: fixing system independent of the lock housing
- Can be used both internally and externally



**“Marshal’s baton” handle**

- Handle with intuitive motion
- Handle made of lacquered aluminium, brushed aluminium or wood (beech, mahogany)



**“Metal” handle**

- Practical, aesthetic and modern handle
- In perfect harmony with the straight-leaved design

**Colour schemes**

- By using the aluminium cover profile, the water channel area can be designed in the same colour as the frames.
- With a wide colour palette of frames and leaves, a two-colour version is also possible.
- With two-colour frames, the colours for the aluminium cover profiles in the inner and outer water channel area can be freely chosen.



Exterior colours



Interior colours

**Austria**

5201 Seekirchen  
☎ +43 6212 2000  
✉ info@wicona.at

**Benelux**

3400 Landen  
☎ +32 11 690316  
✉ info@wicona.be  
✉ info@wicona.nl

**Croatia**

43000 Bjelovar  
☎ +385 43 22 25 46  
✉ info@wicona.de

**Czech Republic**

619 00 Brno  
☎ +420 602 745 407  
✉ wicona@wicona.cz

**Denmark**

8240 Risskov  
☎ +45 7020 2048  
✉ wicona@wicona.dk

**España**

08195 Sant Cugat del Vallès  
Barcelona  
☎ +34 93 573 77 76  
✉ wicona.es@wicona.com

**Estonia / Latvia**

75312 Rae vald Harjumaa  
☎ +372 657 66 35  
✉ info@wicona.ee

**France**

02200 Courmelles  
☎ +33 3 23598200  
✉ info@wicona.fr

**Germany**

89077 Ulm  
☎ +49 731 3984-0  
✉ info@wicona.de

**Hungary**

1031 Budapest  
☎ +36 (1) 4533457  
✉ info@wicona.hu

**Ireland**

Dublin 22  
☎ +353 1 4105766  
✉ info@wicona.ie

**Italia**

20063 Cernusco sul Naviglio MI  
☎ +39 02 924291  
✉ info@wicona.it

**Lithuania / Latvia**

02244 Vilnius  
☎ +370 5 2102587  
✉ info@wicona.lt

**Norway**

2007 Kjeller  
☎ +47 22 42 22 00  
✉ wicona@wicona.no

**Poland**

93-428 Łódź  
☎ +48 42 683 63 73  
✉ info@wicona.pl

**Romania**

031041 Bucharest  
☎ +40 21 3260045  
✉ info@wicona.de

**Serbia**

11070 Beograd  
☎ +381 11 312 18 35  
✉ info@wicona.de

**Slovakia**

82105 Bratislava  
☎ +421 918 725 098  
✉ info@wicona.sk

**Slovenia**

2201 Zg. Kungota  
☎ +386 26 20 99 70  
✉ info@wicona.de

**Sweden**

574 81 Vetlanda  
☎ +46 470 78 74 00  
✉ wicona@wicona.se

**Switzerland**

5506 Mägenwil  
☎ +41 62 88741-41  
✉ info@wicona.ch

**United Kingdom**

Wakefield WF5 9TG  
☎ +44 1924 232323  
✉ info.wiconauk@wicona.com

**China**

Beijing 100005, P.R.C  
☎ +86 10 6059 5686 ext. 805  
✉ contact.wicona.international@wicona.com

**Singapore**

608831 Singapore  
☎ +65 6513 2126  
✉ contact.wicona.international@wicona.com

**United Arab Emirates**

**Dubai**  
☎ +971 4 887 00 96  
✉ contact.wicona.international@wicona.com

**Other countries**

31037 Toulouse  
☎ +33 5 61312626  
✉ contact.wicona.international@wicona.com